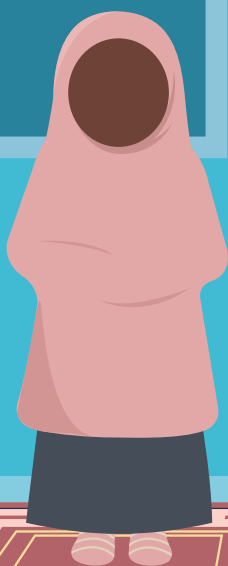


MALIKI FIQH

LEVEL 3



Quranic
Tarbiyah

3

This page intentionally left blank

بِسْمِ اللَّهِ الرَّحْمَنِ الرَّحِيمِ

MALIKI

FIQH

LEVEL 3

This book belongs to

Name _____

Class _____



**Quranic
Tarbiyah**



Life With Allah
الحياة مع الله

Quranic Tarbiyah is an initiative of Life With Allah (LWA) which aims to nurture a Qur'anic generation who love and live the Qur'an.

First Edition: 2023/1445 AH

For suggestions, corrections and feedback, please email us at
info@quranictarbiyah.com

www.quranictarbiyah.com

www.lifewithallah.com

Copyright © Quranic Tarbiyah, 2023

All rights reserved. No part of this publication may be reproduced, distributed, or transmitted in any form or by any means, including photocopying, recording, or other electronic or mechanical methods, without the prior written permission of the publisher, except in the case of non-profit and educational uses, provided the original work is properly cited. For permission requests, please contact the publisher.

British Library Cataloguing in Publication Data

ISBN 978-1-917402-46-0

Contents

About Quranic Tarbiyah	i
Fiqh	ii
About This Book	iv
How To Use This Book	v

L1: The 5 Pillars of Islam	1
L2: I Love Salah	5
L3: My Prophet صلى الله عليه وسلم Loved Salah	9

L4: Conditions Before Salah	13
L5: Perfecting Wudu MF	17
L6: The Virtues of Wudu	21
L7: Ghusl (A Special Bath)	27
L8: Tayammum (Dry Ablution) MF	31
L9: Covering My Body - In and Out of Salah MF	35

L10: Adhan: The Call to Salah	39
L11: Where Should I Pray Salah?	43
L12: How Do I Pray Salah? MF	49
L13: The Faraid of Salah MF	53
L14: Number of Rak'ahs in Salah	57
L15: Breakers of Salah	61

L16: Fasting in Ramadan	67
L17: Why Do We Fast?	71
L18: Ramadan: A Special Month	75
L19: Laylat al-Qadr & The Qur'an	79
L20: Eid: The Day of Happiness	85

L21: Halal & Haram Foods	89
L22: Zakah	93
L23: Sadaqah (Charity)	97

L24: Grandad Goes For Hajj	103
L25: In The Footsteps of The Prophets	107

About Quranic Tarbiyah

Vision

Nurturing a Quranic generation who love and live the Quran.

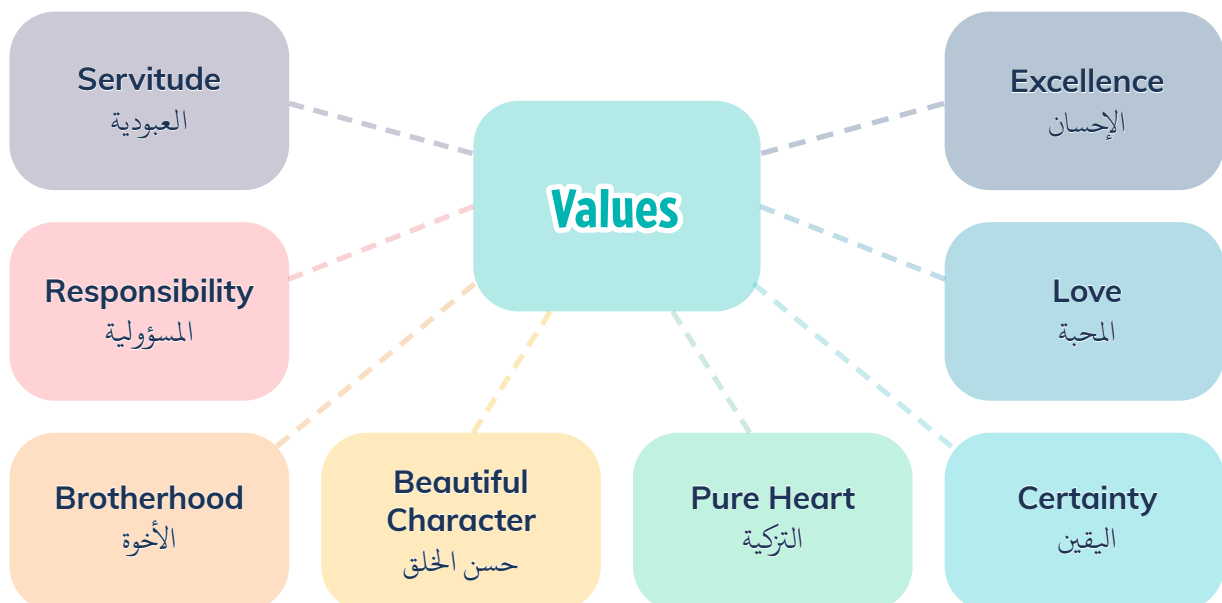
Mission

Nurturing a generation who are guided by revelation, grounded in reality, and who carry forward the legacy of the Prophets ﷺ.

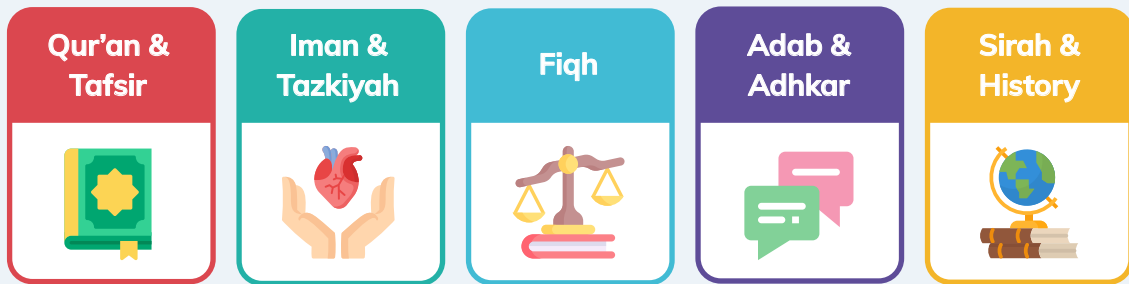
Aims & Objectives

We want every educator and learner to:

1. Develop a deep awareness of Allah, love Him and honour Him.
2. Recognise their purpose in life (i.e. 'ubūdiyyah: servitude), and worship Allah with baṣīrah (clear proof and certainty).
3. Constantly strive to strengthen their īmān and yaqīn (conviction).
4. Love the Messenger ﷺ, and embody his sunnah and character.
5. Become 'people of the Qur'ān' through reflecting and living by it.
6. Constantly strive to attain a pure heart (tazkiyah) and attain iḥsān.
7. Know the legal rulings of all necessary aspects of life (fiqh) alongside their inner dimensions, in order to taste the sweetness of worship.
8. Be confident in their dīn and feel deeply connected and proud of their heritage and history.
9. Develop a love of lifelong learning and a passion to serve the dīn of Allah.
10. Be well-equipped to deal with personal, local and global challenges, and become beacons of justice and mercy for the entire world.



The 5 Key Areas of the Quranic Tarbiyah Curriculum



Fiqh

Aims of Fiqh Lessons

- 1 To understand the purpose of 'ubudiyah (servitude) and the objectives of specific acts of worship
- 2 To know how to worship Allah correctly
- 3 To differentiate between ḥalāl and ḥarām
- 4 To be inspired to worship through the virtues of deeds
- 5 To taste the sweetness of worship by understanding their inner dimensions

Fiqh is a comprehensive framework which constitutes divine guidelines on how to live. Fiqh allows us to differentiate ḥalāl from ḥarām. Through fiqh, we can rectify our actions: learn how to worship our Creator in the proper manner; and learn our rights and responsibilities towards His creation. These rules and boundaries are good for us. They allow us to live a meaningful and content life, and ensure our success in this world and the hereafter.

Whilst learning fiqh, children may sometimes feel that there are too many rules. Always remind them that Allah ﷻ is the Most Kind and the Most Loving. He is the All-Knowing and He knows what is best for us. Whatever He has instructed us to do is for our benefit. If we obey Allah, we will be happy. Obeying Allah makes the world a better place.

Obedience to Allah and His Messenger ﷺ should be ingrained as a key value throughout the years. Children should be taught that we unconditionally obey Allah - whether we understand the wisdom or not.

Outer & Inner Fiqh

Along with learning the outer rulings, children should be taught the inner meanings and ‘secrets’ of the acts of worship (also known as the *asrār/maqāṣid* of the ‘ibādāt). These can be introduced in a simplified manner, and as they grow older, they can be taught the more detailed aspects inshāAllāh. The ‘how’ is very important, but the ‘**why**’ is also very important. Just as we want children to know how to pray ṣalāh, we also want them to learn **why** they are praying, so they can ultimately love to pray ṣalāh.

“You may find a person who fasts, prays, does dhikr and recites Qur’ān abundantly, but nothing from his actions reach his heart: no fear, no hope, no love, no conviction in Allah and no happiness with Him.” - *Ibn al-Qayyim* ﷺ

Nurturing the ‘īmān’ and ‘iḥsān’ alongside the ‘islām’ (as mentioned in the ḥadīth of Jibrīl ﷺ) is essential in fostering a holistic understanding of our dīn, and cultivating strong believers.

Throughout the years of a child’s education, the love of Allah and the inner states of the heart should be constantly nurtured within the child. This will prevent their ritual acts of worship from being ‘hollow’ or a mere set of ‘dry rules’. Instead, it will allow the child to experience the sweetness of īmān and worship, and help them to build a strong connection with Allah ﷻ.

Practical Learning

Children should always be encouraged to pray ṣalāh. Depending on the ages of the students, the intensity of this encouragement will differ. Every ‘how to pray ṣalāh’ lesson should contain at least a short reminder of the importance of ṣalāh and a reminder about Allah ﷻ. This may be a simple comment such as ‘Allah loves it when we pray ṣalāh.’ The teacher can ask: ‘Who do we pray ṣalāh for?’ The class can answer: ‘Allah!’

Along with the theory, practical learning is essential. Children should be given ample opportunities to practise what they are learning. They can practise in pairs, groups, or as a class.

Educators are encouraged to embody the Prophetic akhlāq: to teach with *raḥmah* (nurturing compassion), *rifq* (gentleness) and *ḥikmah* (wisdom); and to win over the hearts of children, just as he ﷺ did. Do not scold them for missing out on a step or making mistakes. Keep coaching them and helping them practise until they learn correctly. Encourage them with words of praise. Foster a classroom environment where children feel safe to make mistakes, and are also not made fun of by other children when they make mistakes.

About This Book


بِسْمِ اللَّهِ الرَّحْمَنِ الرَّحِيمِ

The Fiqh Level 3 book aims to teach the key rulings of the sharī'ah to children in a fun and engaging manner. **The book is based on the madhhab (school of law) of Imām Mālik** ﷺ. It consists of 25 lessons, covering 4 of the 5 pillars of Islam: ṣalāh, fasting, zakāh and ḥajj.

In addition to teaching children how to perform the various acts of worship ('outer fiqh'), there is a strong emphasis on understanding the inner dimensions of these acts ('inner fiqh'). This includes the purpose, benefits and virtues of these acts to motivate and encourage children to live a life of obedience to Allah and His Messenger ﷺ.

The book has been prepared for Year 3 children (average age 7-8), but can also be used by older children. Whilst this book can be used as a standalone textbook, it assumes that students have completed Fiqh Level 1 and 2. We hope to publish a teacher's guide for this book inshaAllah.




Every textbook has its limitations. Textbooks are one of the many tools which can be used to educate our children. What is more important is how the teachings and ideals of the Qur'ān and Sunnah are translated into practice, in our own lives as educators and in the lives of our young learners. We encourage educators to nurture a Qur'ānic environment within their learning institutions and homes to make this a reality inshaAllah.



How To Use This Book

Learning Objectives

The key aims and outcomes of the lesson are clearly listed at the beginning of the lesson. A traffic light system helps outline the differentiated learning outcomes.

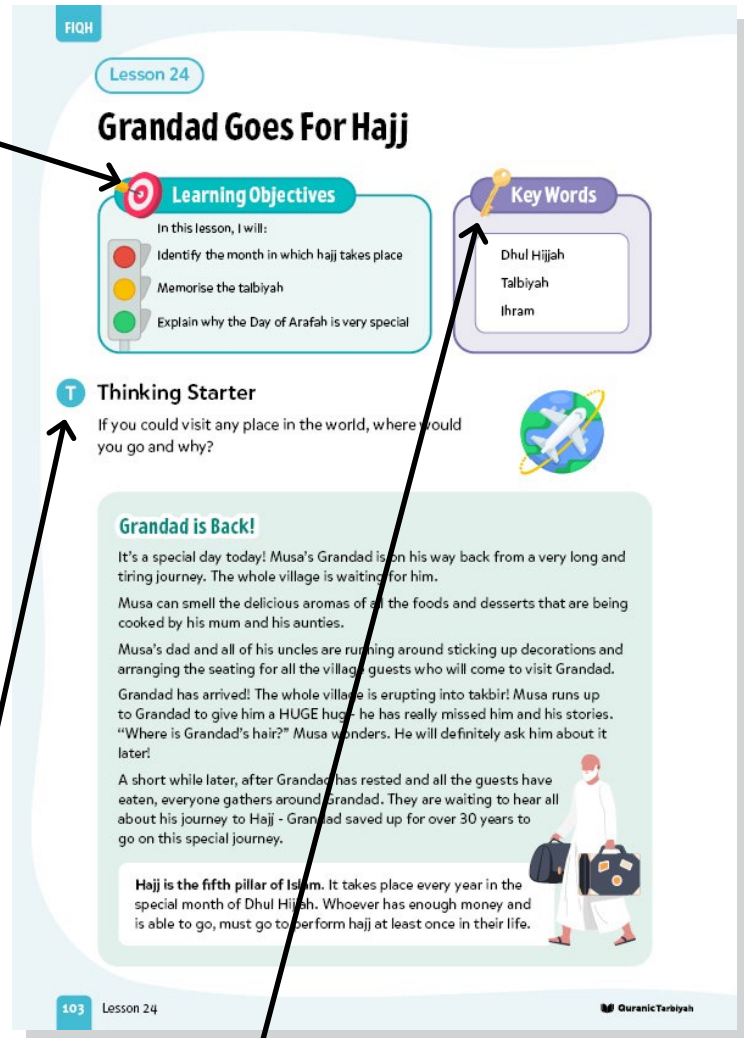
-  On your mark! - This is a **beginner** level objective which all learners should be able to access and engage with.
-  Get set! - This is an **intermediate** level objective and task which all learners should be able to take part in, although some learners may need extra support.
-  Go! - This is the **advanced** or higher-order objective that most learners will be able to engage with to some level, although some learners may need support to express their ideas in writing.

Thinking Starters

Educators are encouraged to write the question on the board before the start of the lesson. As learners walk into the classroom, they should start to think about the question or discuss it with a peer. Learners do not need to write down the answer. It will be used to set the scene for the lesson.

Key Words

The key words will develop student literacy and expand their vocabulary. Educators are encouraged to do spelling tests and play word games with their class once a week/every 2 weeks to assess learning.



IT'S STORY TIME! I Can Never Beat Abu Bakr!

The Romans had gathered all their men, horses and spears and were preparing a 40,000 strong army to attack the Muslims.

Upon receiving this news, the Prophet ﷺ acted quickly. He ordered his Companions to start preparing to protect the Muslims from this attack. It was a really difficult time: it was very hot and there wasn't much food in Madinah. The Muslim army was going to travel very far, and they needed to gather all of their resources together. So the Prophet ﷺ asked the Companions to give charity.

'Umar رضي الله عنه happened to have some money, so he thought to himself, "This is my chance. Today is the day: I will beat Abu Bakr." Excitedly, he went home. He gathered half of all of his wealth and brought it all to the Prophet ﷺ.

"What have you left for your family? The Prophet asked 'Umar. 'Umar رضي الله عنه told him that he had left half of his wealth.



Abu Bakr رضي الله عنه then entered with his donations. "What have you left for your family, Abu Bakr?" the Prophet asked. "I have left Allah and His Messenger," replied Abu Bakr رضي الله عنه.

Abu Bakr رضي الله عنه had brought ALL of his wealth and donated it for the sake of Allah.

'Umar رضي الله عنه was amazed at Abu Bakr رضي الله عنه. He realised that Abu Bakr رضي الله عنه would always win the competition in racing towards good deeds and so, he said to himself "I can never beat Abu Bakr!"

Imagine you were a Companion. How much of your money do you think you would have given in the path of Allah?

Sadaqah Is Not Just Giving Money

Sadaqah is not only giving money to the poor. It can be anything good which helps others like smiling, saying kind words and removing rubbish from the floor.

السلام عليكم



You don't need money to give sadaqah. Just a smile is sadaqah!

It's Story Time!

Educators should read the story before the lesson, and narrate it within the lesson to the learners in an engaging manner (using facial expressions, hand gestures, change in tone of voice, asking questions etc).

Discuss

Learners should talk about what they understand with their educator or peers.

ﷺ taught him to pray. He said, "When you stand up for salah, perform wudu thoroughly, then face the qiblah and do takbir. Recite what is easy for you from the Qur'an, and then bow until you feel at rest in your ruku.

Then raise your head until you stand straight. Then do sujud until you feel at rest in your sujud. Then get up until you feel at rest in your sitting posture. Then do sujud until you feel at rest in your sujud. Then get up and stand straight. Then do that in your entire prayer."

What do you think the man did wrong when he prayed?

If we pray salah calmly, then this means that we are showing our respect to Allah.



Think and Reflect

Learners should self-reflect and share their reflections with their educator or their peers. Answers don't need to be written down.



Tasks

There are accompanying tasks in each lesson for reinforcement and practical application. Learners can do these individually, in pairs or in groups. Educators can collect the books to mark the learners' work, or go through the answers orally together as a class.

Challenge

Learners can boost their level of understanding if they have extra time available.

I Act On What I Learn

This is an important part of the lesson where the learners can transform their learning to action. Learners should follow up in the next lesson by asking them if they managed to act upon the prompt.

Progress Check

Educators should end the lesson by reviewing the learning objectives and using a plenary. At the end of every lesson, learners should check which learning objectives they learnt and understood, and clearly identify what they don't know. The educator can do a quiz, test or even play a game with the class using these evaluation questions. Learners can write the answers or just say the answers verbally to the educator.

Comrades & Friends!

As-salamu 'Alaykum,

Welcome Aboard! Get ready for this awesome adventure to discover some deep treasures!

Well done for reaching Level 3. We are so happy to see you again 😊.

We pray you will enjoy it as much as Level 1 and 2. Now that we are (slightly) older, there is a bit more serious learning and digging to do. But don't worry, there are also lots of fun activities and some stories too!

On this journey, we will learn how to worship Allah, just as our beloved Prophet Muhammad ﷺ used to worship Him. We will explore the 5 pillars of Islam and discover some of the special secrets of salah.

Bon Voyage!

With lots of love and du'as,

Captains Maryam & Musa




Lesson 1

The 5 Pillars of Islam



Learning Objectives

In this lesson, I will:



Define the 5 pillars of Islam

Explain why we need to learn about the 5 pillars of Islam

Evaluate the consequences of not upholding the pillars of Islam



Key Words

The pillars of Islam - أَرْكَانُ الْإِسْلَامِ

Foundation

Consequence

T Thinking Starter

What does it mean to be a Muslim?

Islam is a complete way of living your life (din). It is built on five things which are the foundations of the din of Islam. These are known as the **5 pillars of Islam**.



Task 1

The 5 Pillars of Islam

Fill in the blanks.

Pillar of Islam	Definition
	To perform the 5 daily prayers
Sawm	
	To perform pilgrimage to Makkah if you are able
Shahadah	
Zakah	

Which pillar is the most important pillar?

The Example of the 5 Pillars

Imagine Islam as a building which has four pillars in its four corners and one pillar in the middle. These pillars are very important to hold up the entire building and support it. Just like this, the 5 pillars of Islam are the foundation of our din - they hold it upright and make it strong. If we do not follow the 5 pillars, we will go away from the Straight Path and will become lost.







If the foundations and pillars of a building are not built properly, what will happen?



Task 2

A consequence is what will happen next as a result of an action. For each of the scenarios in the table below, write down what you think will happen next:

Scenario	Consequence/What will happen next?
A missing pole in a tent 	
A leg on a chair breaks 	
Nobody wants to give any charity 	
You stop praying 5 times a day 	


The Most Important Pillar

The Shahadah is the foundation of our belief. It is the belief that makes you a Muslim! This is the most important pillar from the 5 pillars. Without it, you are not even a Muslim!



Are You Ready To Dive In?

In this book, we will inshaAllah learn about the 5 pillars of Islam, especially the **2nd pillar: Salah**.



We will learn how to practise the pillars just as our beloved Prophet Muhammad ﷺ taught us, and we will also learn about some of the **inner secret meanings** of these pillars.


Sometimes we might think that performing these acts of worship is difficult. But, as we learn, we will realise that these pillars help us so much and make the world around us a better place.

We will learn how the 5 pillars can help us to have a shining heart, and how they can take us to Jannah!



Did You Know?

Allah created us to worship Him. The 5 pillars of Islam are the best way to worship Allah.





Task 3

Can you help Musa with his homework?

“Why are the pillars of Islam so important?”

I Act On What I Learn

I will be a strong Muslim and always follow the 5 pillars.

P Progress Check



1. What are the 5 pillars of Islam?

2. Why do we need to learn about the 5 pillars of Islam?

3. What are the consequences of not upholding the 5 pillars of Islam?


Lesson 2

I Love Salah



Learning Objectives

In this lesson, I will:



- Recognise that salah is a special meeting
- Identify how I can make Allah my best friend
- Explain how salah is nur



Key Words

The King - الْمَلِكُ

Light - نُورٌ

Private Meeting

T Thinking Starter

Have you ever met someone really famous or important?
How did you feel? What did you do?




Allah, The King of All Kings

Think about any king of the world. Or think of someone who is famous and popular. Would they ever give you attention every single day? Never!

Allah is the King of all kings. He is **al-Malik**: He is the real King who controls everything. Did you know that you can have a private meeting with the King of all kings? Not just once, or twice, but five times every single day. This special meeting is called **salah**.



I am so lucky that Allah has given me special meetings with Him where I can talk to Him.



Salah is the second pillar of Islam.

It is the most important way of **worshipping Allah and making Him happy.**



Task 1

Trace and learn.

الملك

The King

My Best Friend

Who is your best friend? Why are they your best friend?

Did you know that you can become best friends with the King of all kings? How? The answer is simple: by talking to Him all the time!

By praying salah, you can become very close to Allah.



Why do you want Allah to be your best friend?



Task 2

Read Maryam and Musa's explanations for why they love Allah. Then write your name in the box below and finish off the sentence.



Allah is my BEST friend because He is so Kind and Loving. He always listens to my du'a - I can't wait to see Him in Jannah inshaAllah!

I want Allah to be my BESTEST friend because He is so Powerful and Great. He always takes care of me and gives me the best presents!



Allah is my BEST friend because...

IT'S STORY TIME!

The Lion, The Man & The Power of Salah

Once upon a time, there was a group of friends who were on a long journey. The sky turned pitch black so they decided to stop and take a rest. As they were preparing to sleep, a lion appeared. Most of them quickly climbed up a huge tree to protect themselves from the lion.

However, there was one special man who did not join them. He was praying tahajjud (extra night prayers) and did not break it. His friends were shocked and worried: his life was in danger!



A miracle happened. The lion walked around the man praying salah and surprisingly, just went away, leaving him unharmed.

When his friends climbed down from the tree, they asked him: "Why didn't you run away from the lion? Are you crazy?"

The special man said, "I felt shy to stand in front of Allah, and then feel scared of one of His creations." The man was having a special meeting with Allah. He didn't feel scared of the lion because he knew that Allah is the Creator of the lion and He controls the lion. He had so much love for Allah that he knew that Allah would take care of him and keep him safe from the lion!

Salah is Nur

Have you ever met someone whose face is so radiant and full of light?

The Prophet ﷺ said:

الصَّلَاةُ نُورٌ

"Salah is nur."

(Muslim)

Those who pray salah are full of **nur (light)**. Their hearts are full of nur, their bodies are full of nur and their faces also shine brightly with this nur. This special nur also guides them to good places, doing good actions and becoming friends with good people.

It doesn't stop there. When they pass away, their graves will be filled with nur and on the Day of Judgement, they will stand out due to the nur that shines from them.



Task 3

Complete this multi-maze.

Start →

Salah makes your heart shine. True → False →

Salah helps you to do bad deeds. True → False →

Salah is the best way of worshipping Allah. True → False →

Salah is a special private meeting with Allah. True → False →

Nur means darkness. True → False →

Salah will fill your grave with snakes. True → False →

→ End

I Act On What I Learn

I will pray salah to make my heart and body shine.



P Progress Check



1. What is salah?

2. How can you make Allah your best friend?

3. Why is salah nur?


Lesson 3

My Prophet صلى الله عليه وسلم Loved Salah



Learning Objectives

In this lesson, I will:



- Memorise the du'a of Prophet Ibrahim عليه السلام
- Describe why my Prophet صلى الله عليه وسلم loved salah
- Explain why I love salah



Key Words

Comfort
Steadfast
Offspring

T Thinking Starter

What makes you feel the happiest?



The Du'a of Prophet Ibrahim عليه السلام

A long long time ago, after he had built the Ka'bah, Prophet Ibrahim عليه السلام made a beautiful du'a:

رَبِّ اجْعَلْنِي مُقِيمَ الصَّلَاةِ وَمِنْ ذُرِّيَّتِي، رَبَّنَا وَتَقَبَّلْ دُعَائِي


**“My Lord, make me steadfast in salah, and my offspring as well.
Our Lord, accept my prayer.” (14:40)**

He asked Allah to make him someone who always prays salah with so much love and care. Not only that, he also asked Allah that his children, and their children, and their children do the same! He was worried about his great-great-great grandchildren, and their children too!

Steadfast: being strong and not giving up easily



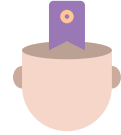
Did Allah accept his du'a?





Task 1

Fill in the missing words in the du'a of Prophet Ibrahim عليه السلام and memorise the du'a.



رَبِّ اجْعَلْنِي مُقِيمَ _____ وَمِنْ _____ ، رَبَّنَا وَتَقَبَّلْ دُعَاءِ

My Prophet صلى الله عليه وسلم Loved Salah

Many many years later, we see the best example of how the du'a of Ibrahim عليه السلام was accepted. Allah سبحانه وتعالى chose his great-great-great grandchild to become a Prophet. This was none other than our beloved Prophet Muhammad صلى الله عليه وسلم!

Prophet Muhammad loved Allah, and Allah loved him. Prophet Muhammad would love talking to Allah in private special meetings: he loved salah. He would be so excited about salah that he would tell Bilal رضي الله عنه: "Stand O Bilal (and announce the call to prayer), and bring us comfort through salah" (Abu Dawud). He would find peace and comfort in salah. The Prophet صلى الله عليه وسلم also said that there was nothing that made him more happy than salah.

I love my Prophet صلى الله عليه وسلم and I want to be like him!



Task 2

Interview 2 adults and ask them: Why do you love salah?

Record your answers in the boxes below.



Mum/Dad

Uncle/Aunt

We All Love Salah



I love talking to Allah and telling him all my worries in my salah!

Musa, 9
Sierra Leone




When I pray salah, I feel a special protection from Allah. I am less likely to get hurt or do bad deeds.

Fatima, 10
Palestine



My days are usually so busy, filled with school, madrasah, homework and helping my mum. Salah is a nice, peaceful break from my busy day!

Nour, 11
Syria



I know Allah will be happy with me and the Prophet صلى الله عليه وسلم will be proud of me on the Day of Judgement if I pray salah!

Ahmed, 8
Bosnia



I feel active and energetic when I pray salah!

Mustafa, 7
Uzbekistan



Task 3


It's Competition Time

Design a 'I Love Salah' poster. Remember to include all the reasons why you love salah and why salah is so special to you.

You will be assessed on both the content and the design of the poster. The best poster will win a prize inshaAllah!

I Act On What I Learn

I will love salah, just like my Prophet صلى الله عليه وسلم did!



P Progress Check



1. What du'a did Prophet Ibrahim عليه السلام make after building the Ka'bah?

2. Why did the Prophet صلى الله عليه وسلم love salah?

3. Why do you love salah?


Lesson 4

Conditions Before Salah



Learning Objectives

In this lesson, I will:



- Define the qiblah
- Recall the correct times to pray salah
- Describe the conditions before salah for it to be valid



Key Words

- Condition
- Qiblah
- Time

T Thinking Starter

What do you think is the most important thing you need to do before you start your salah?

A **condition** is something that is needed or required for your salah to be valid.



Conditions Before Salah



Wudu - We must be in the state of wudu.



The **time** of salah must be correct.



No Impurity - The body, clothes and place of salah should be clean.



We must face the **qiblah**.



Covering the 'awrah - certain body parts must be covered.



We must make an **intention**.

These are the conditions before salah. This means that if we don't do all of these things, we cannot even start our salah!

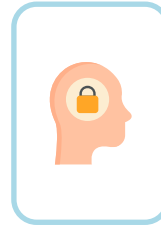




Task 1

Draw lines to match the pairs of pictures that show the conditions before salah.

How many conditions can you match and name?

One has been done for you.



Cover the 'awrah



Cover the 'awrah



Did You Know?

The qiblah is the direction that we face when we pray salah - towards the Ka'bah.

The first qiblah was al-Masjid al-Aqsa in Palestine. However, when the Prophet صلى الله عليه وسلم was living in Madinah, the qiblah was changed to Makkah and it has been our qiblah since.



We don't only turn our face and body towards Allah when we pray, we are also turning our hearts. What do you think this means?




Task 2


Circle the correct answer.

Which salah is it time for when...


a) the sun is high up in the middle of the sky





b) the sun has just set





c) the sky is dark



d) the break of dawn early in the morning



e) the sun is going down and shadows get long



I Act On What I Learn

I will pray every salah at the correct time. I will try my best to not delay a salah past its appointed time.





Task 3


Add the missing words from this Pre-Salah Checklist into the crossword.



1. Make w_____
2. Cover my a_____
3. Face the q_____
4. Find a clean s_____
5. Make i_____
6. Check it is the correct t_____



Before I begin my salah, I lay my prayer mat in the direction of the qiblah, which is the Ka'bah in Makkah.



P Progress Check



1. Which way do we face when we pray salah?

2. When is the correct time to pray each of the five salahs?

3. List 6 things you need to do before you pray salah.


Lesson 5

Perfecting Wudu



Learning Objectives

In this lesson, I will:



- Demonstrate the steps of wudu in the correct order
- Recall what to say before and after wudu
- Explain the benefits of using a siwak



Key Words

- Wudu
- Siwak
- Forgiven

T Thinking Starter

Which pillar of Islam *always* involves wudu?

Do any of the other pillars of Islam *sometimes* require wudu?



Wudu is an important part of a Muslim's daily life. It is commanded by Allah and taught to us by our beloved Prophet Muhammad صلى الله عليه وسلم.

The 8 Gates of Paradise

The Messenger of Allah صلى الله عليه وسلم said, "Whoever perfects his wudu and then says,

أَشْهَدُ أَنْ لَا إِلَهَ إِلَّا اللَّهُ وَحْدَهُ لَا شَرِيكَ لَهُ ، وَأَشْهَدُ أَنَّ مُحَمَّدًا عَبْدُهُ وَرَسُولُهُ ،
 اللَّهُمَّ اجْعَلْنِي مِنَ التَّوَّابِينَ ، وَاجْعَلْنِي مِنَ الْمُتَطَهِّرِينَ

I bear witness that there is no god worthy of worship except Allah. He is Alone and He has no partner whatsoever. I bear witness that Muhammad صلى الله عليه وسلم is His slave and His Messenger. O Allah, make me amongst those who always repent, and make me amongst those who purify themselves.

the eight gates of Paradise will be opened for him. He may enter through whichever one he wishes." (Tirmidhi)

I Do Wudu Like My Prophet صلى الله عليه وسلم



1
وضوء
Make an intention.



2
بِسْمِ اللَّهِ
الرَّحْمَنِ الرَّحِيمِ
Say Bismillah.



3
Hands
3x
Wash the hands to the **wrist 3 times**.
First wash the right, then the left.



4
Use a siwak
to brush
your teeth.



5
Mouth
3x
Wash your
mouth and
gargle **3 times**.



6
Nose
3x
Put water into your
nose and blow.
Do this **3 times**.



7
Face
3x
Wash the
entire face
3 times.



8
Arms
3x
Wash both arms
including the
elbows **3 times**.



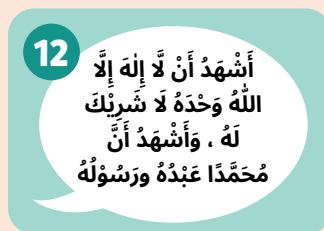
9
Wipe the head, starting from the
forehead to the back and from the
back to the forehead, once.



10
Wipe the
ears once.



11
Feet
3x
Wash both feet
including the
ankles **3 times**.



12
أَشْهَدُ أَنْ لَا إِلَهَ إِلَّا
اللَّهُ وَحْدَهُ لَا شَرِيكَ
لَهُ، وَأَشْهَدُ أَنَّ
مُحَمَّدًا عَبْدُهُ وَرَسُولُهُ
Say the du'a
after wudu.




13
Throughout wudu, rub
the body parts and avoid
lengthy breaks in between.



Task 1

The Prophet Muhammad صلى الله عليه وسلم would perform wudu in a specific order. In each picture, circle which body part is better to wash first.



Task 2

Trace and Memorise

Before wudu, I will say...

بِسْمِ اللَّهِ

In the name of Allah

After wudu, I will say...

أَشْهَدُ أَنْ لَا إِلَهَ إِلَّا اللَّهُ وَحْدَهُ لَا شَرِيكَ لَهُ ، وَأَشْهَدُ أَنَّ
 مُحَمَّدًا عَبْدُهُ وَرَسُولُهُ ، اللَّهُمَّ اجْعَلْنِي مِنَ التَّوَّابِينَ ،
 وَاجْعَلْنِي مِنَ الْمُتَطَهِّرِينَ

I bear witness that there is no god worthy of worship except Allah. He is Alone and He has no partner whatsoever. I bear witness that Muhammad صلى الله عليه وسلم is His slave and His Messenger. O Allah, make me amongst those who always repent, and make me amongst those who purify themselves.

Siwak

The siwak is a toothbrush made from a tree.

It is used to clean the teeth and mouth.



Our beloved Prophet صلى الله عليه وسلم used to love siwak. His teeth were always clean and shining! And he always encouraged his Companions رضي الله عنهم to use siwak.

The benefits of using siwak include:

1. It pleases Allah
2. It strengthens the gums and removes bad smell
3. It sharpens the memory



Task 3

Design a sign which reminds people when to use the siwak and why.

I Act On What I Learn

I will use a siwak when doing wudu this week.

P Progress Check



1. List the steps of wudu in order.

2. What should you say before and after wudu?

3. Describe three benefits of using the siwak.


Lesson 6

The Virtues of Wudu



Learning Objectives

In this lesson, I will:



- List some of the virtues of wudu
- Describe how wudu purifies sins
- Explain why I should try to always be in the state of wudu



Key Words

Dirt
Sins
Spiritual

T Thinking Starter

How does wudu prepare you for salah?

The 2nd pillar of Islam is salah. Praying salah is one of the most rewarding actions. However, there are amazing rewards for what you do **before** salah as well. The most important preparation is **wudu**.



The Inner Secret Meanings of Wudu

When we do wudu, the water washes the dirt and dust away from our bodies. Wudu **cleans our bodies**.

But did you know that there are also special **inner** secret meanings of wudu?

The Messenger of Allah ﷺ said, “Whoever performs wudu, and does so in an excellent manner, **his sins will leave from his body, even coming out from under his nails.**” (Muslim)

This means that wudu washes away our sins!

When we commit sins, say and do bad things, our heart becomes dirty. Wudu is special because it helps us to **clean our hearts**. Wudu helps us to have a shining heart.



Task 1

As you're doing wudu and washing your body parts, the sins you did with each body part get washed away.

Can you think of the sins that are being washed away during wudu?

Eyes

Ears

Mouth

Hands

Feet

Kicking my little brother

Imagine you had an important meeting with a King or a very special person. Would you go to meet them without having a bath and making sure you were clean?

Everytime we stand up for salah, we are having a very special meeting with the King of all kings: Allah. So we have to ensure that we clean ourselves before we stand up and talk to Him.

Wudu Will Take Us to Jannah

The Messenger of Allah صلى الله عليه وسلم told us that whoever perfects his wudu and then says the du'a after it, the eight gates of Paradise will be opened for him. He may enter through whichever one he wishes. (Tirmidhi)




Do you remember the du'a for when you finish your wudu? Revise it with your partner.



Task 2

Find 6 real words in this word-stream to make a sentence.

One has been done for you.




Did You Know?

Our beloved Prophet صلى الله عليه وسلم will recognise his Ummah on the Day of Judgement, even though it will be the first time that he is seeing them. This is because their body parts (which they washed during wudu) will be shining and glowing!



Wow! If I do wudu in this world, the Prophet صلى الله عليه وسلم will recognise me on the Day of Judgement!



Staying With Wudu is a Sign of Iman


The Prophet صلى الله عليه وسلم said: “No one stays with wudu except a believer.”
(Ibn Majah)

We should try to do wudu for each salah, even if our wudu has not broken. We should also try to be in a state of wudu throughout the day. As soon as our wudu breaks, we should try to do wudu again. Doing this will bring us lots of blessings, and is a sign of true iman.

I Act On What I Learn

I will try my best to stay with wudu throughout the day.

I feel refreshed and happy after I do wudu!



Task 3

Choose your favourite virtue of performing wudu and complete the following sentences:

The secret to wudu is to imagine...

This is my favourite thing about wudu because...

P Progress Check



1. What are the virtues of wudu?

2. Does wudu only clean our outer body?

3. Why should we try to always stay in the state of wudu?



I Learn, I Act, I Share
WUDU

LEARNING FOR A
Life With Allah

Islam is not just a din with ideas to think about. Rather it is a complete way of living our life for the sake of Allah. Remember that our soul, heart and body are all interconnected. The way that we act on the outside will have an impact on the way we think and feel on the inside - and the other way around!

Now let us practise putting out learning into action, so we can build a better relationship with our Creator and live every part of our life with Allah.

This activity will give you a chance to demonstrate your learning about **WUDU**.

Teach others about wudu


Design a poster for the masjid, which teaches people how to do wudu. Don't forget to include the virtues and benefits of wudu.

This task may be completed on poster-paper if available.

The Messenger of Allah ﷺ said:
"Cleanliness is half of iman." (Muslim)

Allah سبحانه و تعالى says: "Indeed, Allah loves those who always repent and He loves those who purify themselves." (2:222)






Lesson 7

Ghusl (A Special Bath)



Learning Objectives

In this lesson, I will:



- Define ghusl
- Identify the 3 fard (compulsory) acts of ghusl
- Describe the sunnah method of making ghusl



Key Words

- Ghusl
- Fard (compulsory) - فَرَضٌ
- Body

T Thinking Starter

What would happen if people did not have baths/showers?



Ghusl is a special bath in which the entire body is washed the way Islam has taught us.

We should perform ghusl at least once a week, especially on Friday. The Prophet صلى الله عليه وسلم said: "Whoever performs wudu on Friday has done well, but it is better to do ghusl." (Tirmidhi)



Does this mean that we should **only** perform ghusl on Friday?

The 3 fard acts in ghusl

- 1 Rinsing the mouth
- 2 Rinsing the nose
- 3 Pouring water over the entire body

Fard means that it is compulsory to do. Not doing it will leave the ghusl incomplete.

Remember - no part of the body should be dry. Otherwise, the ghusl will not be complete.





Task 1

Our beloved Prophet Muhammad ﷺ taught us to keep clean in different ways.

Match the key word to the correct description:

Ghusl

Ablution needed before salah

Wudu

Washing the whole body with water

Istinja

Using water to clean yourself after going to the toilet

The Ghusl of the Prophet ﷺ

1

Make intention

2

Say bismillah

3

Wash both hands

4

Wash the private parts

5

Wash any impurity off the body

6

Do wudu

7

Pour water over the head three times

8

Pour water over the rest of the body starting from the right

9

Rub the body and hair

10

Wash the feet

I Act On What I Learn

I will do ghusl like my Prophet ﷺ.





Task 2

Design a sticker to place on your soap bottle at home to remind you how to do ghusl.





Task 3

Explain whether Musa is correct.



Wudu can be part of ghusl, but ghusl is not part of wudu.



Is having a shower the same as making ghusl?

I Act On What I Learn

I will always perform ghusl on Friday.



P Progress Check



1. What is ghusl?

2. What are the 3 compulsory (fard) parts of ghusl?

3. What is the sunnah method of ghusl?


Lesson 8

Tayammum (Dry Ablution)



Learning Objectives

In this lesson, I will:



- Define tayammum
- Identify when tayammum can replace wudu
- Demonstrate the method of tayammum



Key Words

Tayammum (dry ablution) - التَّيَمُّمُ

Replace

Earth

T

Thinking Starter

What should you do if there is no water to make wudu or ghusl at the time for salah?



What is Tayammum?

Tayammum is a special form of cleanliness. It is also called 'dry ablution'.

When water is not available, or when water cannot be used for a reason, you can perform tayammum instead of wudu or ghusl.

However, unlike wudu and ghusl, we do not use water. Instead, we use anything clean, dry and natural from the earth to become pure.



What Can I Use to Perform Tayammum?



Soil



Sand



Stone



Dust

The material that you use for tayammum must be clean and have no impurity on it.



Task 1

Cross out (x) the materials that cannot be used to make tayammum:




Tayammum: A Gift for Us

Tayammum is a special gift that Allah gave to our Ummah. Allah has allowed us to replace wudu with tayammum so that worshipping Him is easier for us when we don't have water. Allah سبحانه وتعالى says,

فَلَمْ تَجِدُوا مَاءً فَتَيَمَّمُوا صَعِيدًا طَيِّبًا فَامْسَحُوا بِوُجُوهِكُمْ وَأَيْدِيكُمْ مِنْهُ مَا يُرِيدُ اللَّهُ لِيَجْعَلَ عَلَيْكُمْ مِنْ حَرَجٍ وَلَٰكِنْ يُرِيدُ لِيُطَهِّرَكُمْ وَلِيُتِمَّ نِعْمَتَهُ وَعَلَيْكُمْ لَعَلَّكُمْ تَشْكُرُونَ ﴿٦﴾

“And you cannot find water, then purify yourselves with clean earth by wiping your faces and hands. Allah does not intend to burden you, but He wants to purify you and complete His favour upon you, so perhaps you will be grateful.” (5:6)

Thank you Allah for giving us tayammum and making it easy for us to practise Islam.



When Can You Do Tayammum?

- ★ When there is no water for wudu or ghusl.
- ★ You have water but you are ill and using the water will make your illness worse.
- ★ You only have water which is enough for drinking.

Tayammum can only be done if you have a real excuse. This means if you have water and are able to use it, tayammum will not be valid.



Task 2

Wudu or Tayammum?

Read each of the scenarios below.

Decide whether Musa should do wudu or tayammum and tick the correct box:

Scenario 1




Musa is on a camping trip and there is no water left!

What should he do before salah?

- Wudu
- Tayammum

Scenario 2




Musa enters the masjid to pray when he remembers that he does not have wudu.

The washrooms are upstairs.

- Wudu
- Tayammum

Scenario 3




Musa is on a long journey by foot and it is a very hot day. He has a little water left for drinking and if he uses it for wudu, he will become extremely thirsty.

- Wudu
- Tayammum


The Method of Tayammum




1
Make an intention for purification



2
Pat a natural surface & wipe your entire face



3
Pat both hands on a natural surface and then use your hands to wipe both arms



4
Avoid lengthy breaks in between

These are the fard acts of tayammum.



Task 3

Write down your own quiz question about tayammum. You must then give three possible answers. At least one of the answers must be correct.

Q.

a b c

Now swap your question with someone else!

P Progress Check



1. What is tayammum?

2. When are we allowed to do tayammum?

3. How do you make tayammum?


Lesson 9

Covering My Body - In and Out of Salah



Learning Objectives

In this lesson, I will:



- Define 'awrah
- Identify the 'awrah for men and women
- Explain how we should dress for salah




Key Words

- 'Awrah - عَوْرَة
- Cover
- Dress Code

T Thinking Starter

Which parts of our body do we need to cover when we pray salah?

Is this different to how we dress at other times?



The 'Awrah

As Muslims we must cover our bodies how Allah and His Prophet صلى الله عليه وسلم have told us. Our clothes must cover the 'awrah.


عَوْرَة

'Awrah: The parts of the body that must be covered

These parts must never be uncovered or shown to any other person. We must also make sure our clothes are not see-through or tight.

The Dress Code for a Man:

- ★ The part between the belly-button and the knees must be covered.
- ★ The clothes must not be see-through.
- ★ The clothes must not be tight-fitting.



The Dress Code for a Woman:

- ★ Everything except the hands and face must be covered.*
- ★ The clothes must not be see-through.
- ★ The clothes must not be tight-fitting.

* A woman’s dress code can be slightly different when she is with her close family members or with other women only.



I Act On What I Learn

I will keep my ‘awrah covered at all times in front of others.



Task 1

Mark a tick (✓) on the clothing that would be appropriate for Maryam when she prays at home.

Circle the clothing that would be appropriate for Musa when he goes out.



Clothes: A Gift From Allah

Allah سبحانه وتعالى is so Kind: He gave us clothes that we can cover ourselves with and look beautiful. Allah سبحانه وتعالى says,

يَبْنِيْ اٰدَمَ قَدْ اَنْزَلْنَا عَلَيْكُمْ لِبَاسًا يُورِيْ سَوْءَاتِكُمْ وَرِيْشًا

“O children of Adam, we have sent down to you clothing to cover your private parts, and as an adornment...” (7:26)

Just as we make our outside beautiful by wearing clothes, we should also make our inside beautiful. We should always check our intentions when wearing clothes.



What bad intentions can you have for wearing clothes?

We have to make sure that we do not wear something to show-off or to look better than others. We should also be careful to not wear something that shows disbelief in Allah.




Task 2

Why do you cover your 'awrah?



I love to cover myself and obey Allah!

I want to cover myself just like my heroines Fatimah and Khadijah رضي الله عنهما




I cover my 'awrah because...



I want to dress in a respectable and humble way like my Prophet صلى الله عليه وسلم!

I am Muslim and I am proud of wearing hijab and covering myself properly.



Why is the dress code of a woman different to a man?

Allah is the Most Knowing and the Most Wise. He knows what is best for us, and He wants the best for us. Allah has created men and women different from each other. Just as our bodies are different, we also dress differently.

Covering My Body in Salah

Before we pray salah, we must ensure that we are covered correctly.

When we stand in front of Allah سبحانه وتعالى in salah, we are having a special conversation with Him. Therefore, we have to dress in the best way possible. Doing wudu and also dressing nicely and modestly before salah will make us feel clean and refreshed. We will now be ready to start our special meeting!



Task 3

Explain why the following two people are not dressed correctly:





P Progress Check



1. What does 'awrah mean?

2. What is the 'awrah for a man? What is the 'awrah for a woman?

3. How should you dress for salah?


Lesson 10

Adhan: The Call to Salah



Learning Objectives

In this lesson, I will:



Recognise the words of the adhan

Name the person who calls the adhan

Describe two ways of replying to the adhan



Key Words

Adhan

Mu'addhin

Reply

T Thinking Starter

How do you know when the time for salah has arrived?
What do you see? What do you hear?



IT'S STORY TIME!

The Story of Adhan

In the early days of Islam, the Muslims would gather for salah without any call or announcement. When they came to Madinah, there were many more Muslims, and they wanted something which would tell them it is time for salah.

So they gathered together to discuss what they could do. "Use a bell like the Christians do," suggested one companion. "Use a horn like the Jews," another companion said.

That night, a Companion called 'Abdullah ibn Zayd رضي الله عنه had a special dream.

He saw a man dressed in green clothes, carrying a bell, so he asked him, "Will you sell me your bell?"

The man asked him what he needed a bell for, so he told him that they needed a bell to call people for salah.

"Shall I not show you something better than that?" the man asked.

"Yes, sure," replied 'Abdullah رضي الله عنه.

The man then went on to teach him the words of the adhan.

The next morning, 'Abdullah ibn Zayd went to the Prophet صلى الله عليه وسلم and told him his dream. The Prophet صلى الله عليه وسلم was very happy. He ordered Bilal رضي الله عنه to learn the words and say the adhan. Bilal became the Mu'addhin - he would call the adhan to announce the time for salah.

What Is The Adhan?

The **adhan** is the call made to announce the start of the time for salah. The person who performs the adhan is called the **mu'addhin**.

These are the words of the adhan:

Allah is the Greatest.

اللَّهُ أَكْبَرُ x4

I bear witness that there is no god worthy of worship except Allah.

أَشْهَدُ أَنْ لَا إِلَهَ إِلَّا اللَّهُ x2

I bear witness that Muhammad is the Messenger of Allah.

أَشْهَدُ أَنَّ مُحَمَّدًا رَسُولُ اللَّهِ x2

Come to salah.

حَيَّ عَلَى الصَّلَاةِ x2

Come to success.

حَيَّ عَلَى الْفَلَاحِ x2

Allah is the Greatest.

اللَّهُ أَكْبَرُ x2

There is no god worthy of worship except Allah.

لَا إِلَهَ إِلَّا اللَّهُ x1



Can you memorise and get ready to call the adhan in time for the next salah?



Task 1

Help Maryam to arrange the sentences of the adhan in the correct order.

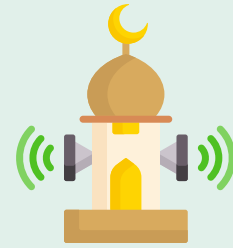
حَيَّ عَلَى الصَّلَاةِ ○ لَا إِلَهَ إِلَّا اللَّهُ ○ اللَّهُ أَكْبَرُ 1 ○ حَيَّ عَلَى الْفَلَاحِ ○

اللَّهُ أَكْبَرُ ○ أَشْهَدُ أَنَّ مُحَمَّدًا رَسُولُ اللَّهِ ○ أَشْهَدُ أَنْ لَا إِلَهَ إِلَّا اللَّهُ ○

Replying To The Adhan

We can answer the call to the adhan in 2 ways:

1. With our tongue
2. With our body



1 Replying With the Tongue:

The adhan should be replied to with the same words as the mu'addhin except when the mu'addhin says *حَيَّ عَلَى الصَّلَاةِ* and *حَيَّ عَلَى الْفَلَاحِ*, you should say: *لَا حَوْلَ وَلَا قُوَّةَ إِلَّا بِاللَّهِ*.



Work in pairs, with one person reciting the adhan and the other person responding to it. Once you have finished, swap over.



Did You Know?

The phrase *لَا حَوْلَ وَلَا قُوَّةَ إِلَّا بِاللَّهِ* is one of the treasures of Paradise.



2 Replying With the Body:

When the adhan is called, we must stop what we are doing, listen to it and then begin our preparations for salah.



Task 2

Trace and memorise.

لَا حَوْلَ وَلَا قُوَّةَ إِلَّا بِاللَّهِ

There is no power to achieve good or might to remove evil except through Allah.

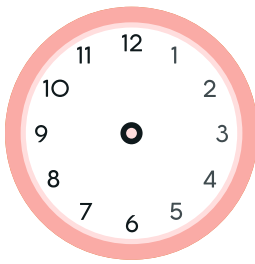
When Is The Adhan Called?

Adhan should be called for each of the 5 daily salahs. The adhan is a reminder for the Muslims that it is now time to pray.




Task 3

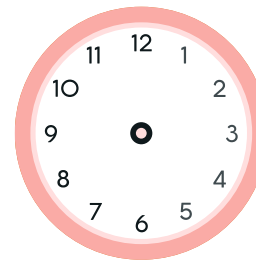
Help the mu'addhin to plan his day. Draw the hands onto the clocks to show the times for salah that he should call the adhan?




Fajr



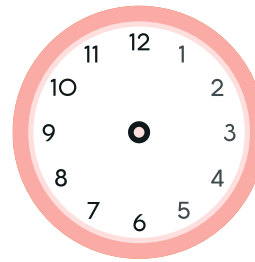
Dhuhr



Asr



Maghrib



Isha

I Act On What I Learn

I will stop whatever I am doing when I hear the adhan. I will reply to it with my tongue and body.

P Progress Check



1. What is the adhan?

2. What is the name given to the person who calls the adhan?

3. What are the two ways that you can 'reply' to the adhan?


Lesson 11

Where Should I Pray Salah?



Learning Objectives

In this lesson, I will:



- Recognise that salah can be prayed anywhere that is clean
- Identify the best places to pray salah
- Explain why salah cannot be prayed in some places



Key Words

- Masjid
- Earth
- Distraction

T Thinking Starter

Where is your favourite place to pray salah?



Where Can I Pray Salah?

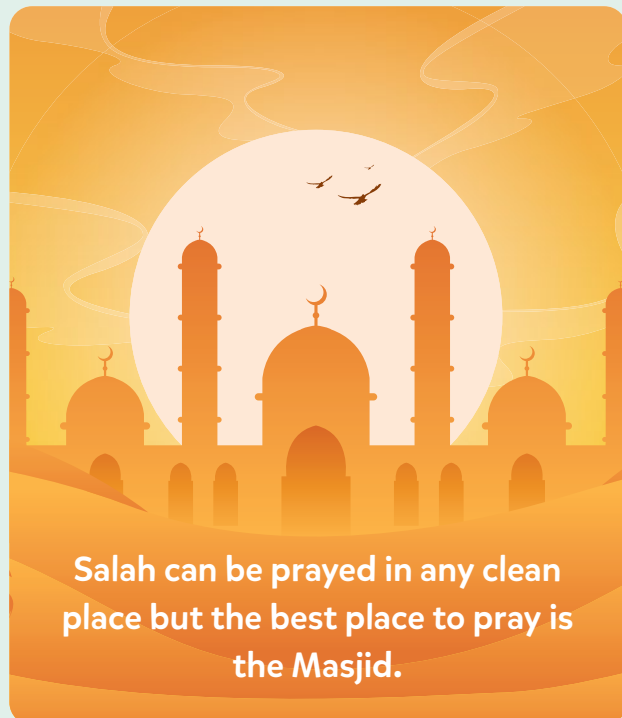
When the time for salah arrives, we should make our way to a clean and appropriate place to face Allah our Creator in prayer.

The Prophet

صلى الله عليه وسلم said:

“The entire earth is a masjid (place for prayer), except for graveyards and the bathrooms.”

(Tirmidhi)




Salah can be prayed in any clean place but the best place to pray is the Masjid.




Task 1


Complete the pictures by drawing something into each box.



Maryam is praying salah under a tree.



Asiya is praying at school.



Musa is praying at the masjid.




Where can a person who is very ill and who cannot stand, pray their salah?



The Best Place to Pray

The best place in the world to pray salah is in al-Masjid al-Haram in Makkah, where it is 100,000 times better than praying anywhere else!

The second best masjid to pray in is al-Masjid an-Nabawi in Madinah, and the third is al-Masjid al-Aqsa in Palestine.



al-Masjid al-Haram



al-Masjid an-Nabawi



al-Masjid al-Aqsa



Task 2

Match the three special mosques below with the rewards of praying salah in them:

al-Masjid al-Haram

250 rewards

al-Masjid al-Nabawi

100,000 rewards


al-Masjid al-Aqsa

1000 rewards



Maryam has prayed all her 5 salahs (Fajr, Dhuhr, Asr, Maghrib and Isha) in al-Masjid al-Aqsa today.

How many rewards has she got?



Where Can I Not Pray Salah?

It is not allowed to pray salah in some specific places including:

- Dirty places such as garbage dumps and toilets.
- Places in the middle of the road or when you will be in the way of somebody.
- The graveyard (except the funeral prayer).



Although you can pray anywhere that is clean, you should try to find a space where you can focus on your salah without **distractions**. This is because you are having a special conversation with Allah.

Distraction: when something else grabs your attention and makes it hard to concentrate on what you were doing.



What things usually distract you whilst you are praying?



Task 3


Musa is thinking of praying in the following places.

What advice would you give to him?

Scenario	Your Advice for Musa
A room where everyone is playing a game	<i>Musa, I don't think you should pray there as you will be really distracted. Instead of focusing on your special meeting with Allah, your mind will keep going back to who is winning the game.</i>
A garbage dump	
Inside the masjid	
The toilets inside a shopping centre	
A room full of pictures of people on the wall	

I Act On What I Learn

I will try to pray all my salahs in the masjid because the masjid is the best place to pray.



P Progress Check



- Name 3 places where you can pray salah.
- Where is the best place on earth to pray salah?
- What are 3 places where you cannot pray salah? Why?

IT'S NASHID TIME!

The Crazy Spots I've Prayed

[Chorus] All the earth is a place of prostration,
Every field and meadow, mountain, park, city, farm plantation.
Every roadside, seaside, hillside, walkway,
Any place clean and green can be a place to pray
When I think of every path, where I've ever trot,
I laugh at all the crazy spots I stopped to worship God.

Remember that long car ride?
Driving all night so far,
Under the summer moon we pulled off to the side,
Reclining in the front seat of the car.

Waking to a fajr bird sound,
And washing in the coin car wash we found.
With the water blaster making wudhu,
You sprayed me and I sprayed you.

We stood so drowsy in the dawn,
Behind the car wash dripping on the lawn.

(Chorus)

Saturday shopping day, in a busy mall and bustling through the aisles,
 Where everyone's getting in my way.
 Each blank zombie we shop and face forty smiles.

Time comes for prayer attack,
 Grab a pair of pants or a sweater from the rack.
 Find a changing room and latch the door,
 Set aside excuses and hit the floor.

As I go back to the mall,
 It's easier then to make sense of it all.

(Chorus)

And our socks froze to the blanket,
 That we spread over the snow,
 Your call to prayer bounced off the trees and across the icy meadow.
 Crisp and clean cold air, our hearts were so aware,
 Our bodies felt the frozen freedom what a very cool place for prayer!

(Chorus)

There was a time next to the river;
 There was a time in the school hall.
 There was that stairwell in that building,
 There was that forest in the fall.
 The airplane kitchen in the sky.
 So many places I'm sure there'll be more
 Pieces of earth to testify.

(Chorus)

By Dawud Wharnsby


Lesson 12

How Do I Pray Salah?



Learning Objectives

In this lesson, I will:



- Review the method of salah
- Recall the adhkhar of salah
- Distinguish between the 2, 3 and 4 rak'ah prayers



Key Words

- Rak'ah
- Tashahhud
- as-Salat al-Ibrahimiyyah

T Thinking Starter

How are Dhuhr and Asr different to the other three salahs of the day?

How To Pray Salah - The 1st Rak'ah



Face the qiblah and make intention for salah in the heart.



Say the takbir, raise your hands and fold them. The takbir is: اللهُ أَكْبَرُ



Recite Surah al-Fatihah in every rak'ah with your tongue. Then pray anything from the Qur'an.



Say Allahu Akbar and go into ruku'. Read this dhikr as many times as you can: سُبْحَانَ رَبِّيَ الْعَظِيمِ



Make your back and head in a straight line.



Lift your head from ruku' saying: سَمِعَ اللهُ لِمَنْ حَمِدَهُ



Then stand straight and rest. Then say: رَبَّنَا وَلَكَ الْحَمْدُ



Go into sujud saying Allahu Akbar. Read this dhikr as many times as you can: سُبْحَانَ رَبِّيَ الْأَعْلَى



Make sure your forehead and nose touch the ground.



Lift your head from sujud saying Allahu Akbar and sit down.



Then go into the sujud again and do the same.


The 2nd Rak'ah



To begin the second rak'ah, lift your head from sujud and stand up again.



Recite Surah al-Fatihah and pray anything from the Qur'an.




Then do everything you did in the first rak'ah.



After the second sujud, sit and recite tashahhud.



If you are praying a salah which is completed after 2 rak'ahs, read as-Salat al-Ibrahimiyyah and the du'a before salam.



End the salah by turning your head to the right and saying salam. Then turn your head to the left, saying salam.



Task 1

Which du'a do you say in ruku'?

اللهُ أَكْبَرُ

سُبْحَانَ رَبِّيَ الْأَعْلَى

سُبْحَانَ رَبِّيَ الْعَظِيمِ



Task 2

Working in pairs, take it in turns to recite the tashahhud from memory:

السَّحِيَّاتُ لِلَّهِ، الزَّكَايَاتُ لِلَّهِ، الطَّيِّبَاتُ الصَّلَوَاتُ لِلَّهِ، السَّلَامُ عَلَيْكَ أَيُّهَا
النَّبِيُّ وَرَحْمَةُ اللَّهِ وَبَرَكَاتُهُ، السَّلَامُ عَلَيْنَا وَعَلَىٰ عِبَادِ اللَّهِ الصَّالِحِينَ، أَشْهَدُ
أَنَّ لَا إِلَهَ إِلَّا اللَّهُ وَأَشْهَدُ أَنَّ مُحَمَّدًا عَبْدُهُ وَرَسُولُهُ

The 3rd Rak'ah



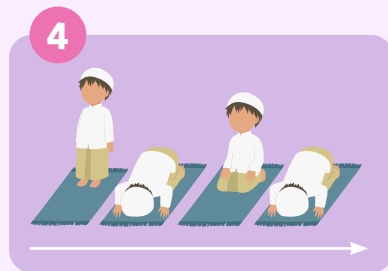
1 To begin the third rak'ah, stand up again from the sitting position.



2 Recite Surah al-Fatihah only. This must always be read quietly.



3 Say Allahu Akbar and bow into ruku' as before.



4 Complete the rest of the rak'ah as before.


The 4th Rak'ah



1 To begin the fourth rak'ah, lift your head from sujud and stand up again.



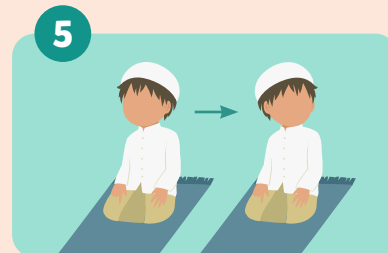
2 Recite Surah al-Fatihah only. This must always be read quietly.



3 Then do everything you did in the first rak'ah.



4 After the second sujud, sit and recite tashahhud. Then recite as-Salat al-Ibrahimiyyah and the du'a before salam.



5 End your salah with salam.



Task 3

Trace and memorise.

As-Salat al-Ibrahimiyyah is:

اللَّهُمَّ صَلِّ عَلَى مُحَمَّدٍ وَعَلَى آلِ مُحَمَّدٍ ، كَمَا صَلَّيْتَ عَلَى
 إِبْرَاهِيمَ وَعَلَى آلِ إِبْرَاهِيمَ ، إِنَّكَ حَمِيدٌ مَجِيدٌ ، اللَّهُمَّ بَارِكْ
 عَلَى مُحَمَّدٍ وَعَلَى آلِ مُحَمَّدٍ ، كَمَا بَارَكْتَ عَلَى إِبْرَاهِيمَ وَعَلَى
 آلِ إِبْرَاهِيمَ ، إِنَّكَ حَمِيدٌ مَجِيدٌ

The du'a before salam is:

اللَّهُمَّ إِنِّي أَعُوذُ بِكَ مِنْ عَذَابِ جَهَنَّمَ ، وَمِنْ عَذَابِ الْقَبْرِ ،
 وَمِنْ فِتْنَةِ الْمَحْيَا وَالْمَمَاتِ ، وَمِنْ شَرِّ فِتْنَةِ الْمَسِيحِ الدَّجَالِ



P Progress Check



1. How do you pray a single rak'ah of salah?

2. How is the 2nd rak'ah different from the 3rd or 4th rak'ah?

3. What is the tashahhud?


Lesson 13

The Faraid of Salah



Learning Objectives

In this lesson, I will:



- Define fard and faraid
- List the faraid of salah
- Explain how to pray calmly



Key Words

- Fard (compulsory) - فَرَضٌ
- Faraid (plural of compulsory) - فَرَائِضُ
- Calm

T Thinking Starter

Why should you not rush your salah?



Fard (compulsory) means those things which every Muslim needs to do and cannot miss without an excuse. If a fard is missed and there is no excuse, the person will be punished. The plural of fard is **faraid**.

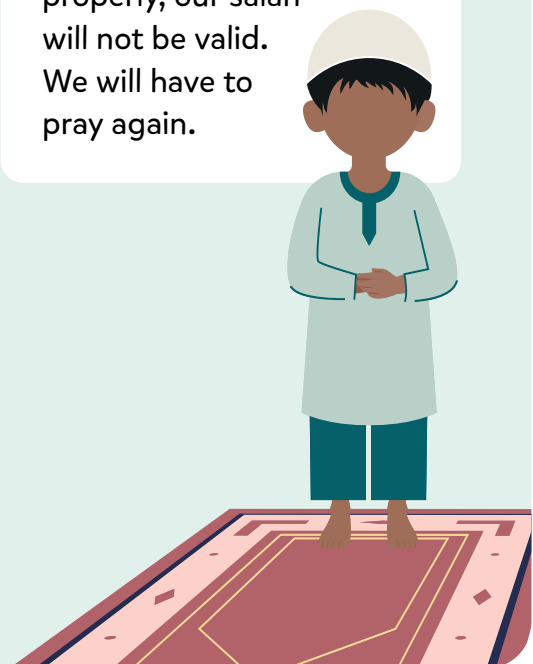
The Faraid of Salah (Part 1)

There are 14 faraid of Salah.

The following are the first 7 faraid:

- 1 Making an intention in the heart
- 2 The takbir of ihram
- 3 Standing for the takbir of ihram
- 4 Reciting Surah al-Fatihah
- 5 Standing to recite Surah al-Fatihah
- 6 Ruku'
- 7 Rising from ruku'

If we do not do all of these properly, our salah will not be valid. We will have to pray again.





Task 1

Match the fard acts of salah to their correct descriptions.

Making an intention in the heart

Bow down and be humble in front of Allah.

The takbir of ihram

Recite the 1st surah of the Qur'an.

Standing for the takbir of ihram

Stand up from ruku' and straighten your back.

Reciting Surah al-Fatihah

Say Allahu Akbar while standing.

Standing to read Surah al-Fatihah

Say the first takbir when starting salah.

Ruku'

Make an intention of the salah that you are about to pray.

Rising from ruku'

Recite the 1st surah of the Qur'an standing up.

The Faraid of Salah (Part 2)

8 Sujud 9 Sitting between the two sajdahs

10 The final salam 11 The sitting for salam

12 I'tidal (standing and sitting upright after ruku' and sujud)

13 Being calm and resting the body in each position

14 To do everything in order






Task 2

Put an F next to the actions that are fard in salah.

- | | |
|---|---|
| <input type="checkbox"/> Making an intention in the heart | <input type="checkbox"/> Rising from ruku' |
| <input type="checkbox"/> The takbir of ihram | <input type="checkbox"/> Sujud |
| <input type="checkbox"/> Reciting Surah al-Fatihah | <input type="checkbox"/> Sitting between the two sajdahs |
| <input type="checkbox"/> Reciting Surah al-Ikhlâs | <input type="checkbox"/> Standing up for salam |
| <input type="checkbox"/> Sitting to recite Surah al-Fatihah | <input type="checkbox"/> Being calm and resting the body in each position |
| <input type="checkbox"/> Ruku' | |

Praying Salah Slowly & Calmly

We must stay still and calm in every position of salah. Without doing this our salah will not be valid. We should not rush our salah just to reach the end.



IT'S STORY TIME!

Go Back and Pray

Once a man entered the Masjid to pray whilst the Messenger of Allah ﷺ was in one corner of the Masjid. Whilst the Companions were not paying him much attention, the Prophet ﷺ was watching this man perform his salah. Once he had finished, he came to the Prophet ﷺ and greeted him.

The Messenger of Allah ﷺ said to him, "Go back and pray, for you have not prayed." So the man went back and prayed and then came to greet the Prophet ﷺ again. The Prophet ﷺ returned his greeting and told him again, "Go back and pray, for you have not prayed."

The third time, the man said, "I have really tried my best, O Messenger of Allah ﷺ, so please show me and teach me how to pray." So the Prophet

صلى الله عليه وسلم taught him to pray. He said, “When you stand up for salah, perform wudu thoroughly, then face the qiblah and do takbir. Recite what is easy for you from the Qur’an, and then bow until you **feel at rest** in your ruku’.

Then raise your head until you **stand straight**. Then do sujud until you feel at **rest** in your sujud. Then get up until you **feel at rest** in your sitting posture. Then do sujud until **you feel at rest** in your sujud. Then get up and **stand straight**. Then do that in your entire prayer.”



What do you think the man did wrong when he prayed?

If we pray salah calmly, then this means that we are showing our **respect** to Allah.



Task 3

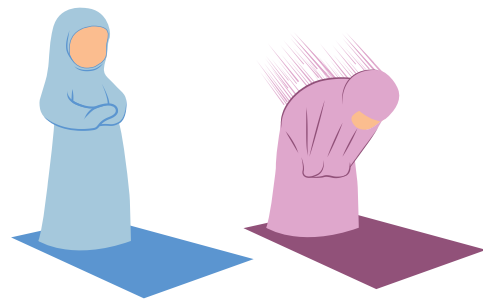
Role Play

Work in pairs.

One person should pray and rush through the positions of salah.

The other person should pray calmly (see fard number 12 and 13).

Once you have finished, discuss why Allah loves the salah of the 2nd person.



P Progress Check



1. What does fard mean? What is the plural of fard?

2. What are some of the faraid of salah?

3. How can you pray calmly?


Lesson 14

Number of Rak'ahs in Salah



Learning Objectives

In this lesson, I will:



- Recall the number of fard rak'ahs in each salah
- Differentiate between the silent and the loud salahs
- List the 12 emphasised sunnah rak'ahs



Key Words

- Sunnah
- Emphasised
- Similarity

T Thinking Starter

We pray at least 5 times a day, but is each salah prayed in exactly the same way?



The Sunnah Prayers

Allah سبحانه وتعالى has commanded us to perform 5 salahs in the day. Each salah has a different number of rak'ahs (units). Each salah has rak'ahs that are:

- Fard:** compulsory.
- Sunnah:** This is something that our beloved Prophet صلى الله عليه وسلم used to always do. Even though it is not compulsory, we should always try our best to do this.

The Emphasised Sunnah Prayers

Some of the sunnah prayers are **emphasised**. You will get lots and lots of rewards if you pray these!

Emphasised means something which is given special importance.



My Prophet صلى الله عليه وسلم always prayed these prayers and I want to be like him!

The following table lists the fard prayers and the 12 **emphasised** sunnah prayers:

Name of Salah	Sunnah Rak'ahs BEFORE the Fard	Fard Rak'ahs	Sunnah Rak'ahs AFTER the Fard
Fajr	2	2	_____
Dhuhr	2 or 4	4	2
Asr	_____	4	_____
Maghrib	_____	3	2
Isha	_____	4	2 [+ 1 witr]










Task 1

The Prophet صلى الله عليه وسلم said: “Whoever performs 12 rak'ahs of salah in one day excluding the fard salah, he will be granted a house in Jannah.” (Muslim)

Draw your dream house in Jannah.

Loudly or Quietly?

Have you ever been to the Masjid and heard the imam pray Qur'an loudly during salah? In some salahs, the imam prays the first two rak'ahs loudly. He then prays the rest of the rak'ahs quietly. This is known as a **loud** prayer. In some salahs, the imam does not recite the Qur'an loudly at all. This is known as a **silent** prayer.

 Fajr	Loud 	 Dhuhr	Silent 
 Asr	Silent 	 Maghrib	Loud 
 Isha		Loud 	

Task 2

Maryam and Musa are playing a game.

Maryam is describing some of the fard salahs.

Help Musa to decide which fard salah Maryam is describing.



This is the first salah of the day and it takes place at the time of dawn before sunrise.



This salah is prayed around the middle of the day and is entirely silent.



In this salah, you will recite loudly for the first 2 rak'ah, and then silently for the 3rd rak'ah.



This salah only has 2 rak'ahs of sunnah prayers before the fard, and no sunnah prayers after it.





Task 3

State one similarity and one difference between:

	Similarity	Difference
Dhuhr and Isha		
Fajr and Maghrib		



Work with a partner to learn the number of rak'ahs in each salah. Your partner will say the name of the salah, and you should say the number of rak'ahs. Don't forget to swap, so you both get a turn. And don't forget to close your book!



I Act On What I Learn

I will try to pray 12 rak'ahs of sunnah salah every day.



Progress Check



- How many rak'ahs are there in each fard salah?

- Which salahs are the 'loud' ones? Which ones are the 'silent' ones?

- What are the 12 emphasised sunnah rak'ahs?

Lesson 15

Breakers of Salah



Learning Objectives

In this lesson, I will:



- Identify that certain actions break salah
- List what breaks salah
- Describe how our connection with Allah can break



Key Words

Fidgeting
Concentration
Connection

T Thinking Starter

How can you tell if someone doesn't care about you when you're talking to them?



Salah is an important act of worship. Doing certain things during salah can break the prayer. This means that we would have to start it all over again.

We know how to pray salah and what to do, but we also need to learn what **not** to do so our salah is complete and valid.

The Breakers of Salah

1. Breaking of wudu

Wudu is a condition of salah. If our wudu breaks then our salah will also break.

2. Speaking

We should remember that during salah we are talking to Allah directly. So saying anything other than the Qur'an and adhkar will break our salah.

3. Unnecessary movement

Moving and fidgeting a lot in salah will break the salah.

- 4. Eating or drinking
- 5. Missing a fard act of salah
- 6. Laughing
- 7. Uncovering the 'awrah


If any of these things happen during salah, then the salah must be performed again even if it is done by accident.

- 8. Facing the wrong direction
If our body moves away from the qiblah, the salah will break.
- 9. Men and women standing together
Men should pray at the front and women at the back.



Task 1

Look at this group of people praying in the masjid.
Find and circle the salah-breakers that you can see.



Can you think of something that would break your salah, that nobody apart from you and Allah would know?





Task 2

Select the correct answers:

- After salah, you realise that you missed ruku' and went straight to sujud. What should you do?

<input type="radio"/> a Restart the salah	<input type="radio"/> c Quickly do a ruku'
<input type="radio"/> b Do nothing	<input type="radio"/> d Say astaghfirullah
- While you are performing salah, your sister calls you without realising you are in salah. What should you do?

<input type="radio"/> a Quickly tell her you are praying	<input type="radio"/> c Continue with your salah
<input type="radio"/> b Make a funny noise	<input type="radio"/> d Tell her to stop disturbing you
- You are praying salah in the masjid, and the person next to you is fidgeting and moving a lot. How should you respond?

<input type="radio"/> a Poke him very hard	<input type="radio"/> c Look at him with an angry face
<input type="radio"/> b Do nothing	<input type="radio"/> d Quietly say 'stop'

Don't Break Your Connection With Allah!

We have just learnt what breaks our salah. But what about the things which break our **connection** with Allah? When we are praying salah, we are talking to Allah. Thinking about other things or looking around won't break our salah, but it will break our connection with Allah!

The more you **concentrate** in salah, the stronger your connection with Allah will be!





Task 3

Write down the actions and qualities of a heart that is connected to Allah, and of a heart that is not connected to Allah.



A heart which is **not** connected to Allah



A heart which is connected to Allah

I Act On What I Learn

After every salah, I will think about what I did that broke my connection with Allah.



P Progress Check



1. Do you have to repeat your salah if your salah breaks?

2. What are 4 actions that break salah?

3. What can break your connection with Allah in salah?



I Learn, I Act, I Share

SALAH

**LEARNING FOR A
Life With Allah**

Islam is not just a din with ideas to think about. Rather it is a complete way of living our life for the sake of Allah. Remember that our mind, heart and body are all interconnected. The way that we act on the outside will have an impact on the way we think and feel on the inside - and the other way around!

Now let us practise putting out learning into action, so we can build a better relationship with our Creator and live every part of our life with Allah.

This activity will give you a chance to demonstrate your learning about **SALAH**.

Model Salah

Work in pairs for this activity.

You will each take it in turns to pray a 4 rak'ah salah in front of each other. Your partner will watch and listen carefully to your salah, ticking off every part of the salah that has been completed correctly on the diagram on the next page.

Then decide together which level your salah is currently at and what you can do to improve it.

Overall, which level do you think your salah is?



Good



Excellent



Outstanding

What can your friend do to improve their salah?

Do you have any questions that you are unsure about?

1st Rak'ah

<input type="checkbox"/>	<input type="checkbox"/>	<input type="checkbox"/>	<input type="checkbox"/>	<input type="checkbox"/>	<input type="checkbox"/>	<input type="checkbox"/>	<input type="checkbox"/>
Standing	Takbir	Standing	Ruku'	Stand up	Sajdah	Sitting	2nd Sajdah

2nd Rak'ah

<input type="checkbox"/>	<input type="checkbox"/>	<input type="checkbox"/>	<input type="checkbox"/>	<input type="checkbox"/>	<input type="checkbox"/>	<input type="checkbox"/>
Standing	Ruku'	Stand up	Sajdah	Sitting	2nd Sajdah	Sitting

3rd Rak'ah

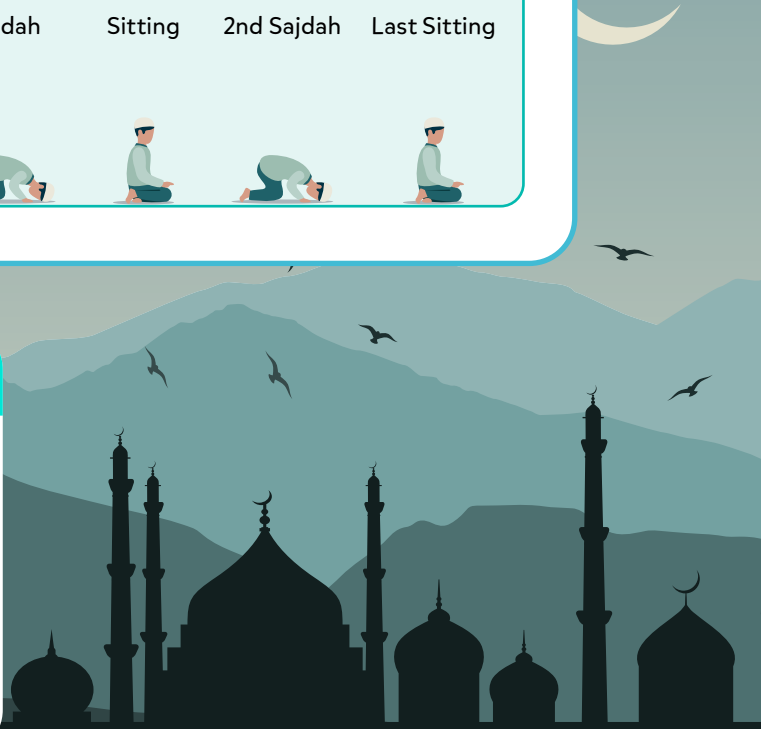
<input type="checkbox"/>	<input type="checkbox"/>	<input type="checkbox"/>	<input type="checkbox"/>	<input type="checkbox"/>	<input type="checkbox"/>
Standing	Ruku'	Stand up	Sajdah	Sitting	2nd Sajdah

4th Rak'ah

<input type="checkbox"/>	<input type="checkbox"/>	<input type="checkbox"/>	<input type="checkbox"/>	<input type="checkbox"/>	<input type="checkbox"/>	<input type="checkbox"/>
Standing	Ruku'	Stand up	Sajdah	Sitting	2nd Sajdah	Last Sitting

Remember!

You can always improve your salah. The more you practise your salah, the deeper your conversation with Allah will become and the more peace and happiness you will feel each time you stand up to talk to your Creator!



Lesson 16

Fasting in Ramadan



Learning Objectives

In this lesson, I will:



- Define sawm
- Identify where Ramadan is in the Islamic Calendar
- Explain why Ramadan is very special



Key Words

Fasting - صَوْمٌ

Dawn

Blessed - مُبَارَكٌ



T Thinking Starter

What are two things that are different in Ramadan, compared to other months?

The 3rd Pillar of Islam

Fasting in the month of Ramadan is the 3rd Pillar of Islam.




The Arabic word for fasting is sawm (صَوْمٌ). Sawm means **to not eat and drink from dawn until sunset**. This means that we don't eat or drink anything in the daytime, between Fajr and Maghrib.

Fasting is fard (compulsory). This means that all Muslims have to fast. However some people do not need to fast. For example, young people and people who are sick.



Ramadan is my favourite month!
I love Ramadan!






Task 1

A view from my window


Draw and colour a picture to show what the sky looks like at **dawn** from your window.

This Ramadan, I will begin my fast at ____ am.



Draw and colour a picture to show what the sky looks like at **sunset** from your window.

This Ramadan, I will end my fast at ____ pm.



Don't forget to draw the Ramadan moon!



Can you calculate how long the fasting day will be for you?



Did You Know?

The length of the fasting day is different in different parts of the world!



Ramadan

Ramadan is the ninth month in the Islamic Calendar.

Muharram	Safar	Rabi'ul-Awwal	Rabi'ul-Akhir	Jumadal-Ula	Jumadal-Ukhra
				جُمَادَى الْأُولَى	جُمَادَى الثَّانِيَةِ
Rajab	Sha'ban	Ramadan	Shawwal	Dhul-Qa'dah	Dhul-Hijjah



Task 2

Use the above calendar to help complete the sentences:

1. Ramadan is the _____ month of the Islamic calendar.
2. The month before Ramadan is called _____.
3. The month after Ramadan is called _____.
4. At the end of Ramadan, we celebrate _____.

Ramadan: A Special Month

Ramadan is a special gift from Allah. Allah wants us to use Ramadan to become closer to Him. Ramadan is a special month in which Allah blesses us with His mercy, love and blessings even more than other months.



Ramadan is special because in this month:

The devils are chained up

The doors of Paradise are opened

The doors of Hell-fire are closed

The Qur'an was revealed

Sins are forgiven

It has a very special night

In Ramadan, everyone is trying their best to be good. They want Allah سبحانه وتعالى to give them Jannah and save them from Jahannam. People pray more and try to stay away from sins. This means that there are more angels around. The shaytans are locked up. People help each other more, and are a lot nicer and kinder. In Ramadan, you will notice that you feel more calm and peaceful.



Task 3

Why is Ramadan a special present from Allah?

Explain your answer in the box below.



I Act On What I Learn

I will always look forward to the month of Ramadan!



P Progress Check



1. What is sawm?

2. Ramadan is which month in the Islamic Calendar?

3. Why is the month of Ramadan so special?


Lesson 17

Why Do We Fast?



Learning Objectives

In this lesson, I will:



Recall why we fast

Define taqwa

Explain how fasting helps us to achieve taqwa



Key Words


Obey

Taqwa (Being mindful of Allah) التَّقْوَى

Inner Self

T Thinking Starter


Can you think of something that might be difficult but is *good* for you?



Why Do We Fast?

We fast because it is the command of Allah. We are Muslims: This means that when Allah tells us to do something, we **obey** Him.

I love Allah and I want to please Him!



Allah loves it when we fast. When we fast, we should fast only for Him. This should be our intention. We shouldn't fast so that other people say good things about us, or because we get yummy treats for iftar. We should fast only to make Allah happy.





Task 1

Can you think of 2 good intentions you can have for fasting, and 2 bad intentions?

2 good intentions

1

2

2 bad intentions

1

2

The Secret of Fasting

Just like salah, there are also secrets in sawm. These are special things Allah wants us to achieve through our fasting. The main one is **taqwa**. This might sound like a hard word, but it is a very important word.

So, what is taqwa? Taqwa is to **do everything Allah has asked us to, and to stay away from all bad things**. Taqwa is to be **mindful** of Allah. It is to always be aware of Allah, to think about Him, and to remember that He is watching you at all times.

Allah سبحانه وتعالى says,

يَا أَيُّهَا الَّذِينَ آمَنُوا كُتِبَ عَلَيْكُمُ الصِّيَامُ كَمَا كُتِبَ
عَلَى الَّذِينَ مِن قَبْلِكُمْ لَعَلَّكُمْ تَتَّقُونَ

“...Fasting is prescribed for you, as it was prescribed for those before you, so that you may attain taqwa (piety and being mindful of Allah).” (2:183)





Task 2

Trace and define: Taqwa



Taqwa means...

Fasting and Taqwa


So how does fasting help you to achieve taqwa?

Musa likes his food. When he fasts, he feels hungry and his inner self tells him to “Eat!” Shaytan even whispers to him, “Eat something secretly. Your mum won’t find out.” But Musa tells his inner self, “No food for you till Maghrib. My mum can’t see but Allah can see me!”

This makes Musa strong. He is saying “No” to Shaytan and saying “No” to his inner self.

Now the next time Shaytan whispers to him to hit his little sister or to say a bad word, he will be able to fight Shaytan and say “No”. This way, he will be able to stop sinning, and attain taqwa.

Sorry tummy, I do like to keep you happy, but I love to keep Allah happy even more than you.



Please feed me!

**Fasting is a way of training ourselves to obey Allah.
Fasting teaches us to say ‘NO’ to Shaytan and the inner self.**




Task 3

There are many benefits and virtues of fasting.

Help Maryam learn what some of these are by putting a tick [✓] next to the sentences which are true, and a cross [x] next to the sentences which are false.

- Fasting helps us to become closer to Allah.
- Fasting is good for the body.
- Fasting helps us to thank Allah and remember Him.
- Fasting makes our hearts dirty.
- Fasting reminds us to forget about the poor people who might not have food.
- Fasting helps us to become strong believers.
- Fasting teaches us how to say 'YES!' to the things Allah has made haram.



I Act On What I Learn

I will try to keep as many fasts as I can only for the sake of Allah!

P Progress Check



1. Why do we fast?

2. What is taqwa?

3. How does fasting help you to gain taqwa?

Lesson 18

Ramadan: A Special Month



Learning Objectives

In this lesson, I will:



- Define suhur and iftar
- Describe how to fast with the whole body
- Explain how to make your days and nights in Ramadan special



Key Words

- Suhur
- Iftar
- Tarawih

T Thinking Starter

What do you like the most about Ramadan?



4 am - Suhur

It's 4 am. Musa yawns and rubs his eyes. He is not used to waking up this early. "Pancakes, darling," his mother says gently. *Pancakes?! Wow, Musa thinks. I think I can get up for pancakes, especially if they're with chocolate sauce.*

Suhur

Suhur is the Arabic word for **the meal we eat before dawn, before starting the fast.** The Messenger of Allah صلى الله عليه وسلم said: "Eat suhur, for indeed there is blessing in it." (Bukhari)



10 am - Controlling His Anger

It's 10 am, and it's Musa's least favourite lesson: Geography! His classmate Ahmad deliberately throws a ball on his head from the back of the classroom. Musa is about to yell at him, but then suddenly remembers that he is fasting so he stops.

Fasting with the whole body

Fasting is not just about the stomach. When we fast, we should fast with the whole body. This means that we should not use any of our body parts to do bad things, or disobey Allah. If we want to fast like our beloved Prophet Muhammad ﷺ did, then we have to fast with the whole body. This is **one of the secrets of fasting**.

Fasting teaches us to control our body from disobeying Allah.



Task 1

How can Musa fast with his whole body?

He can fast with his eyes by...

1. Not spying on his neighbour
2. _____

He can fast with his ears by...

1. _____
2. _____

He can fast with his hands by...

1. _____
2. _____

He can fast with his mouth by...

1. _____
2. _____



4 pm - Musa Gives Charity

Musa's mum is taking him and Maryam to drop off food parcels for 5 poor families who live in his area. They packed the parcels on the weekend. Musa's mum reminds him that on the way, he can do dhikr, to make the best use of his time.

Good Deeds

Just as we have to try to stay away from sins, we have to fill our days and nights in Ramadan with extra good deeds. The more good deeds we do, the closer we will become to Allah, and the more reward we will gain for our fasting.



Task 2

What other good deeds can Musa do throughout the day whilst he's fasting?

- 1 Smile at his neighbour
- 2
- 3
- 4
- 5



6 pm - It's Iftar Time!

It's Iftar Time! Finally! Musa can't wait to eat. He opens his fast with juicy dates and a big glass of water. Hawa has also cut up some watermelon, his favourite fruit. It's the perfect fruit to have as he's so thirsty. But before he can eat the delicious chicken and rice cooked by his mum, his dad gently reminds him that they have to go to the Masjid for Maghrib first.

Iftar

Iftar is **the meal at the time of sunset, in which we open our fast.** Our beloved Prophet صلى الله عليه وسلم used to open his fast with dates. Once we open the fast, we should say the following du'a:

ذَهَبَ الظَّمْأُ ، وَابْتَلَّتِ العُرْوُقُ ،
وَتَبَّتْ الأَجْرُ إِن شَاءَ اللهُ

The thirst has gone, the veins are moist, and the reward has been secured, if Allah wills.



8 pm - Tarawih


Musa is at the masjid with his dad. It's the first time that he is actually standing and praying his tarawih. Last year, he would just sit and listen to Imam Khalid recite beautifully. His calm voice would often make him fall asleep. But today, he's going to try his best to stand and pray. He asks Allah in his mind: *O Allah, please let me pray the full tarawih just as you let me fast today.*

Tarawih is the name for the special night prayer in Ramadan. It is performed after Isha. It is also known as Qiyam al-Layl.



11 pm - It's Bedtime

It's bedtime, and Musa is exhausted. He really enjoyed his fast. It was hard, but it really made him think about Allah a lot more than he would on a usual day. *Thank you Allah,* Musa whispered, and soon, he was fast asleep, dreaming about pancakes and watermelon.



I Act On What I Learn

I will be careful of what I say when I am fasting.



P Progress Check



1. What is suhur? What is iftar?

2. How can you fast with your whole body?

3. How can you make your days and nights in Ramadan special?


Lesson 19

Laylat al-Qadr & The Qur'an



Learning Objectives

In this lesson, I will:



State why Ramadan is known as the month of the Qur'an

Identify when Laylat al-Qadr is

Explain why Laylat al-Qadr is the best night



Key Words

Laylat al-Qadr

Odd

Descend

T Thinking Starter

Why do people recite more Qur'an in Ramadan?



IT'S STORY TIME!

A Miraculous Meeting

There once lived a man who was loved by everyone around him: he was so kind, caring and helpful. He never lied or broke his promises and everyone trusted him. His name was Muhammad.

Sometimes, he would leave the busy city in which he lived, and climb up the huge mountains. Here, he would sit alone, in the cave of Hira, spending his time thinking and worshipping Allah.

One dark night, as he was sitting in the cave, a figure suddenly appeared in front of him. "Read," the figure commanded. Muhammad was startled. "I am unable to read," he replied. Without warning, the angel embraced him, squeezing him so tightly that he thought he would faint. The angel then released him.

He then repeated his command: "Read!" Bewildered, Muhammad replied, "I am not of those who can read." Then, the angel squeezed him again. "Read!" came the impossible command once more. When Muhammad repeated the same reply for the third time, the angel gave him one final powerful squeeze, before releasing him.

This time the angel said, **"Read in the Name of your Lord who created; who created the human from a clinging substance. Read! And your Lord is the Most Generous, who taught by the pen. He taught man what he did not know."**


The words shook Muhammad to his core. His heart pounded so loudly he could hear it. He didn't understand what was happening. Terrified, he climbed down the mountain and rushed home to his beloved wife Khadijah. Soon after, Muhammad found out that this figure was Angel Jibril: sent by the Lord of the worlds with a special message: the Qur'an. Muhammad had been chosen to be the one who would carry this message to the entire world. From this point onwards, he was no longer just Muhammad. He was now the Prophet and Messenger of Allah, Muhammad, صلى الله عليه وسلم.



Which surah was the first to be revealed?

Ramadan: the Month of the Qur'an

The night in which the Qur'an was revealed is so special that Allah gave it its own special name: **Laylat al-Qadr**. The Qur'an is Allah's greatest gift to us. Ramadan is the month of the Qur'an. In this month, we should try to recite and understand the Qur'an as much as we can.



I Act On What I Learn

I will try my best to recite as much Qur'an as I can in Ramadan.

Laylat al-Qadr: A Very Special Night

Laylat al-Qadr is a very special night. It is the best night of the entire year. This is because:

1. On this night, if we worship Allah, we will get the reward of worshipping Allah for more than a 1000 months.
2. On this night, a huge number of angels descend to the earth, including the best angel. The earth is full of angels. Imagine all the blessings and peace!
3. If you pray salah throughout this night with true iman and only for the sake of Allah, all your past sins will be forgiven.



What is the name of the best angel?

When is Laylat al-Qadr?

The Prophet ﷺ said, "Seek out Laylat al-Qadr in the odd nights of the last ten (days) of Ramadan." (Bukhari)



Did You Know?

This night was so special that Allah revealed an entire surah about it! This surah is called Surah al-Qadr.



Task 1

Find and colour-in the odd numbers.

20 29 28 12 30
 23 26 21 27
 22 14 19 16 15

The odd nights are 21st, 23rd, 25th, 27th or the 29th.

Allah has kept the exact date for Laylat al-Qadr a secret. This is so we can work hard and worship Allah not just in one night but all the nights!

What To Do In Laylat al-Qadr

In the last 10 days of Ramadan, our beloved Prophet ﷺ would stay in the masjid, and would do extra good deeds.





Task 2

Musa is excited! It is the 25th night of Ramadan.

It may be Laylat al-Qadr tonight!

He has no school tomorrow so he is joining his dad in the Masjid and he will spend the whole night there with him. He has had a nice bath, worn some clean clothes and has even used his dad's perfume. He wants to smell nice for all the angels who will be coming down tonight. Give him some ideas for how he should spend his night.



Pray salah in the masjid

Ask Allah to forgive him



Task 3

My Laylat al-Qadr Fact File

The Best Night of The Year

When is this night:

What happened on this night:

Who comes down on this night:

What should you do on this night:

P Progress Check



1. Why is Ramadan known as the month of the Qur'an?

2. When is Laylat al-Qadr?

3. Why is Laylat al-Qadr the best night of the year?

IT'S NASHID TIME!

Ramadan Moon

Oh the people are coming and going
 Getting ready, to-ing and fro-ing
 There's a buzz in the world tonight
 people are so excited
 Daddy's coming home soon
 hoping to see the moon
 Hoping to catch a sight
 everyone's so happy

Moon, Moon, come out soon!
 We're off to see the Ramadan Moon
 Clouds shift fog lift!
 City put out your lights
 We want to see
 the Ramadan Moon
 tonight!

Look, look, look, look
I can see it!
Oh Wow!
So can I!

Tomorrow we're going to fast!
 Now Ramadan has started
 and the Moon has just been sighted
 Tomorrow we all fast
 every Muslim must
 Now 'Esha time is here
 and it's time to leave for prayer
 The Imam is in the Mosque
 the Qur'an is in his heart
 Moon, Moon, come out soon!
 We're off to see the Ramadan Moon
 Clouds shift fog lift!

City put out your lights
We want to see
the Ramadan Moon
tonight!

I'm going to the mosque

Come with me!

Okay!

Come on!

Ramadan Moon

From the early break of dawn
we'll go the whole day long
Shops are full of dates
but still we have to wait
Till the sun goes down
and it's time to break our siyam
The food is on the plate
Ooh! It tastes so good!

Moon, Moon, come out soon!
We're off to see the Ramadan Moon
Clouds shift fog lift!
City put out your lights
We want to see
the Ramadan Moon
tonight!

Where's Grandad?

I don't know!

Ramadan Moon

*I think he's going to the mosque
last ten days*

I'm going to miss him

we'll see him when he comes out

Now Grandad's in l'tikaf
only ten days are left
He's praying every night
dressed all in white
Hands held high
with tears in his eyes
Asking for forgiveness and Paradise
Moon, Moon, come out soon!
We're off to see the Ramadan Moon
Clouds shift fog lift!

City put out your lights
We want to see
the Ramadan Moon
tonight!

Did you see the moon last night?

No, why?

It's the moon of Shawwal

That means it's Eid tomorrow!

Eid Mubarak!

Eid Mubarak!

See you tomorrow for Eid

Insha'Allah

Now it's time again for Eid
Ramadan ran with speed
Will it come again?
Like an old friend?
Ramadan Moon
Like an old friend?
Ramadan Moon

By Yusuf Islam


Lesson 20

Eid: The Day of Happiness



Learning Objectives

In this lesson, I will:



List the sunnah actions of Eid al-Fitr

Describe the significance of Eid al-Fitr

Explain what sadaqat al-fitr is



Key Words

Eid al-Fitr

Sadaqat al-Fitr

Takbirat

T Thinking Starter

What is your favourite memory of Eid?



A Day of Celebration

One whole month of fasting and trying our best to worship Allah! It is now the day of Eid. Allahu Akbar!

When Ramadan finishes, Allah gives us a celebration called **Eid al-Fitr**. Allah is so Loving and so Kind! He appreciates that we have been trying our best to worship Him in Ramadan.

Eid al-Fitr is a day of celebration and happiness for the whole Ummah. We celebrate Eid with our family, friends and the whole community.

On this special day, we praise and thank Allah for giving us the beautiful month of Ramadan.



The Sunnahs of Eid al-Fitr

The best way to celebrate Eid is how our Prophet Muhammad ﷺ did. Here are some things which are sunnah on the day of Eid.

Do ghusl and clean yourself properly.

Eat something before going to the Eid salah. The Prophet ﷺ would eat dates.

Wear the best clothes you have.

Apply perfume to smell nice.

Say the takbirat after fajr salah.

Give sadaqat al-fitr before the Eid salah.

Walk to the Eid salah and use a different route on the way back.

Meet your friends and family with a happy face.



Task 1

Trace and Memorise



The takbirat for Eid:

الله أكبر الله أكبر لا إله إلا الله والله أكبر
الله أكبر والله الحمد

Allah is the Greatest, Allah is the Greatest, there is no god worthy of worship except Allah. And Allah is the Greatest. Allah is the Greatest, and all praise and thanks is for Allah.




Recite the takbirat together as a class in your happiest voices 5 times.



Task 2

Which sunnahs of Eid is Musa carrying out in this comic strip?

Write your answer below each picture.



I Act On What I Learn

I will have fun on the Day of Eid and I will thank Allah by doing lots of takbir!



How do you think children who are poor feel on this day?

Sadaqat al-Fitr

Fasting in Ramadan reminds us of our poor brothers and sisters, who do not have enough food to eat. Fasting reminds us that we should not be greedy, and we should share what Allah has given us with others.

One way to do this is giving charity (**sadaqah** in Arabic). On Eid day, there is a special type of charity called **sadaqat al-fitr** which is given to the poor. This is so they are not left out and can also enjoy Eid.



Thank you Allah for giving me Islam which reminds me to care about others!



Task 3

Make an Eid card for either:

1. **A distant relative**
2. **A neighbour**
3. **Someone celebrating Eid without their family.**

Don't forget to leave a nice message inside the Eid card too!

P Progress Check



1. What is Eid al-Fitr?



2. What are the sunnah actions of Eid al-Fitr?



3. What is sadaqat al-fitr?




Lesson 21

Halal & Haram Foods



Learning Objectives

In this lesson, I will:



- Define halal and haram
- Identify halal and haram foods
- Explain the importance of eating tayyib foods



Key Words

- Halal (lawful) - حَلَالٌ
- Haram (unlawful) - حَرَامٌ
- Tayyib (pure) - طَيِّبٌ

T Thinking Starter

What would happen if we had no 'rules' in life?



Halal & Haram

Halal means 'lawful' or 'permissible'. When something is halal, it means Allah has allowed us to do that thing.

The opposite of halal is haram. **Haram** means 'unlawful' or 'impermissible'. When something is haram, it means Allah has told us not to do it.

Allah is al-Hakim, the Most Wise. He has given us rules and laws to follow because He knows what is best for us.

Halal and haram are not just to do with things we eat and drink. You should live your entire life in a halal way!



Task 1

Trace the words halal and haram in Arabic and write down what they mean.

حَرَامٌ

حَلَالٌ

Halal & Haram Foods

Allah has given us so many foods, fruits and drinks! The best way for us to thank Him for all of these blessings is by following His commands and eating halal.

Eating halal pleases Allah. We should please Allah in every aspect of life: in our actions, our speech and also our food!

On the other hand, we are not allowed to eat anything haram (unlawful). The Prophet ﷺ said: “A body nourished by haram will not enter Paradise.” (Tabarani)

Eating or drinking haram will stop your du‘as from being accepted.

Haram foods include:

We are only allowed to eat the meat of animals that have been slaughtered with the Name of Allah.



pigs



animals which hunt for food



dead animals



animals slaughtered without Allah’s name



alcohol



drugs and intoxicants



If a pig is slaughtered with the Name of Allah, is it halal to eat?





Task 2

Help Musa to sort the following foods into the Haram and Halal Baskets:

Pig (bacon, ham & pork)

Goats

Dead animals

Sheep

Cow

Animals not slaughtered with Allah's name

Alcohol (wine, beer)

Chicken

- Halal animals slaughtered with Allah's name
-
-
-
-



- Animals which hunt for food (lions, wolves, dogs and cats)
- Gelatine from haram animals
- Drugs & Intoxicants
-
-
-
-



Halal & Tayyib

In the Qur'an, Allah instructs us:

يَا أَيُّهَا النَّاسُ كُلُوا مِمَّا فِي الْأَرْضِ حَلَالًا طَيِّبًا

“O people, eat what is halal (lawful) and tayyib (pure) from the earth...” (2:168)

Along with eating halal food, we should try our best to eat food which is **tayyib**.

Tayyib means food that is good for your body: healthy, nutritious and pure. Some foods, like sweets, are halal but they are not the best for our bodies.





How does what we eat affect us?



Task 3

Can you design a meal using your favourite foods that are both halal and tayyib?

Draw your meal below and explain why this food and drink is tayyib.



This meal is tayyib because...

I Act On What I Learn

I will always check what I eat and make sure it is halal.



P Progress Check



1. What does halal mean? What does haram mean?

2. Give 3 examples of halal foods and 3 examples of haram foods.

3. Why is it important to eat food which is tayyib?


Lesson 22

Zakah



Learning Objectives

In this lesson, I will:



- Define zakah
- Describe the benefits of zakah
- Explain how I should use my wealth



Key Words

- Purify
- Growth
- Loan

T Thinking Starter

How do you feel if your sibling or friend does not share with you?

What is Zakah?

Zakah is the fourth pillar of Islam. Zakah is giving money to poor and needy Muslims for the sake of Allah.

Zakah is fard. Allah has commanded us to give zakah once a year to help those who need it the most.

The word zakah means ‘to cleanse’ or ‘**purify**’. This is because zakah cleanses your money and purifies your heart from greed and selfishness.

Zakah also means ‘**growth**’. When we give zakah, our wealth increases and does not decrease.



Zakah purifies our wealth.
Zakah increases our wealth.





Task 1

Find the hidden words. All words are hidden horizontally, vertically or diagonally in both directions.

- Purify
- Year
- Growth
- Wealth
- Zakah
- Pillar
- Needy
- Poor

F	Y	I	R	U	A	P	I	L	L	A	R
N	W	A	G	R	N	W	U	E	A	T	N
M	E	X	Z	O	E	E	Q	R	G	P	E
Y	R	Y	A	O	E	A	J	Y	I	O	D
Q	V	Z	K	C	D	L	W	A	F	F	T
P	O	O	R	F	Y	T	O	I	H	R	Y
L	G	R	O	W	T	H	U	P	I	F	K
R	I	S	V	B	A	G	Z	A	K	A	H


How Much Zakah Should We Give?

If you own a certain amount of money, then you have to give 2.5% of it to the poor every year.

You give 2.5%

You keep 97.5%

2.5% is a very small amount compared to what we are left with.

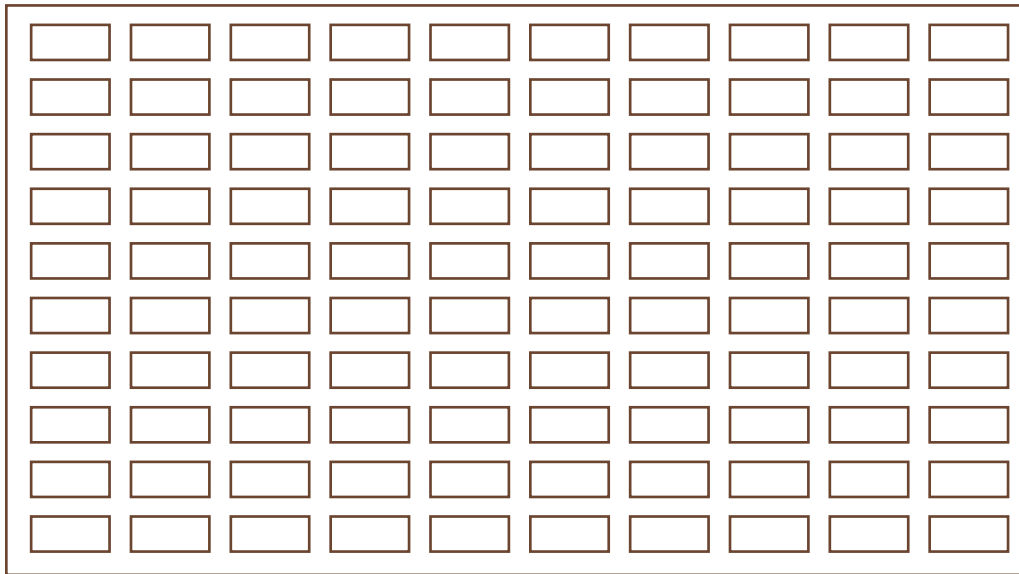




Task 2

Share the Chocolate

Colour in two and a half pieces of this 100-piece chocolate.



This is how much 2.5% is!

Why Do We Give Zakah?

We give zakah because Allah has told us to do so.

There are so many benefits of giving zakah:

Zakah polishes my heart!



It brings us closer to Allah



It purifies our wealth and increases the blessings in it



It helps the poor and needy



It polishes our heart & removes greed and love for the world



It creates love between the rich and the poor



It helps us thank Allah for everything He has given us



How do you think zakah helps the Muslims love each other?

I Act On What I Learn


I will use my wealth to make Allah happy.

Our Wealth is Not Ours

Our wealth is a blessing from Allah. Everything Allah has given us is not because we deserve it but because Allah is the Most Kind and the Most Generous. Our wealth is a **loan** from Allah so it is important we use it in a halal way according to how He told us to.

Loan: something that is borrowed.

Our wealth is also a test. Allah wants to see what we do with what He has given us. Does it distract us from worshipping Allah? Or do we use it to please Allah?



Task 3

WHO

Who has commanded us to give zakah? _____

WHEN

When do we need to give zakah? _____

HOW

How much zakah do we need to give? _____

WHAT

What are the benefits of giving zakah?

WHY

Why is our wealth not our own?

P Progress Check



1. What is zakah?

2. What are the benefits of giving zakah?

3. How is our wealth a test for us?


Lesson 23

Sadaqah (Charity)



Learning Objectives

In this lesson, I will:



- Define sadaqah
- Identify the rewards and benefits of sadaqah
- List some different forms of sadaqah



Key Words

Sadaqah
Wealth
Generous

T Thinking Starter

Why would you **not** want to be friends with a stingy person?



What is Sadaqah?

Sadaqah is to give charity to the poor for the sake of Allah. Sadaqah can be given at any time and it is very rewarding. It is different from zakah because it is not fard.

Allah سبحانه وتعالى loves it when we give our money and **wealth** to the poor. Allah loves it when we help people who are in need. Allah says in the Qur'an:

الَّذِينَ يُنْفِقُونَ أَمْوَالَهُمْ بِاللَّيْلِ وَالنَّهَارِ سِرًّا وَعَلَانِيَةً فَلَهُمْ
أَجْرُهُمْ عِنْدَ رَبِّهِمْ وَلَا خَوْفٌ عَلَيْهِمْ وَلَا هُمْ يَحْزَنُونَ ﴿٢٧٤﴾

“Those who spend their wealth in charity day and night,
secretly and openly—their reward is with their Lord, and there
will be no fear for them, nor will they grieve.” (2:274)

When we give charity to the poor, our intention should be pure: we should give charity so that Allah will be happy with us. We should only give it for His sake.



Can you think of any **bad** intentions for giving charity?



Task 1

Zakah or Sadaqah?

Tick the correct box.

	Zakah	Sadaqah
1. This is fard (an obligation).	<input type="radio"/>	<input type="radio"/>
2. 2.5% of your wealth needs to be given to the poor.	<input type="radio"/>	<input type="radio"/>
3. Any amount of wealth can be given.	<input type="radio"/>	<input type="radio"/>
4. It is a pillar of Islam.	<input type="radio"/>	<input type="radio"/>

The Rewards of Sadaqah

The Messenger of Allah ﷺ said, “The most beloved people to Allah are those who are the most beneficial to people. The most beloved deed to Allah is to make a Muslim happy, or to remove one of his troubles, or to pay off his debt, or to remove his hunger.” (Tabarani)

Sadaqah has many rewards and benefits:

- Allah will love you
- Allah will give you huge rewards
- Allah will give you barakah in your wealth.
- It will save you from the anger of Allah.
- It will protect you from greed.



Task 2

Why should we be generous and give sadaqah?

If I give sadaqah, Allah will...



IT'S STORY TIME!

I Can Never Beat Abu Bakr!

The Romans had gathered all their men, horses and spears and were preparing a 40,000 strong army to attack the Muslims.

Upon receiving this news, the Prophet ﷺ acted quickly. He ordered his Companions to start preparing to protect the Muslims from this attack. It was a really difficult time: it was very hot and there wasn't much food in Madinah. The Muslim army was going to travel very far, and they needed to gather all of their resources together. So the Prophet ﷺ asked the Companions to give charity.

'Umar رضي الله عنه happened to have some money, so he thought to himself, "This is my chance. Today is the day: I will beat Abu Bakr." Excitedly, he went home. He gathered half of all of his wealth and brought it all to the Prophet ﷺ.

"What have you left for your family?" The Prophet asked 'Umar. **'Umar رضي الله عنه told him that he had left half of his wealth.**



Abu Bakr رضي الله عنه then entered with his donations. "What have you left for your family, Abu Bakr?" the Prophet asked. **"I have left Allah and His Messenger,"** replied Abu Bakr رضي الله عنه.

Abu Bakr رضي الله عنه had brought **ALL** of his wealth and donated it for the sake of Allah.

Umar رضي الله عنه was amazed at Abu Bakr رضي الله عنه. He realised that Abu Bakr رضي الله عنه would always win the competition in racing towards good deeds and so, he said to himself, "I can never beat Abu Bakr!"



Imagine you were a Companion. How much of your money do you think you would have given in the path of Allah?

Sadaqah Is Not Just Giving Money

Sadaqah is not only giving money to the poor. It can be anything good which helps others like smiling, saying kind words and removing rubbish from the floor.

You don't need money to give sadaqah. Just a smile is sadaqah!






Task 3

Sadaqah can be so many things.

Can you think of 7 examples of sadaqah, each beginning with one of the letters in the word sadaqah!



S _____

A _____

D _____

A _____

Q _____

A _____

H _____

I Act On What I Learn

I will try to do at least one form of sadaqah every day.



P Progress Check



1. What is sadaqah?

2. List two benefits of sadaqah.

3. What are 3 forms of sadaqah?



I Learn, I Act, I Share

SADAQAH

**LEARNING FOR A
Life With Allah**

Now it is time for you to put your learning into action! Islam is not just a din with ideas to think about. It is a complete way of life! Everything that we have learnt so far should be practised and acted upon. This is so we can gain closeness to our Creator and live every part of our life with Allah.

This activity will give you a chance to demonstrate your learning about **SADAQAH**.

Sadaqah Challenge!

As a class, get ready to vote on which act of saqadah that you would like to do collectively.

Sadaqah Ideas:



Clean up your local area, masjid or a local park



Plant a tree



Animal-related e.g. give water to a thirsty animal



Invite someone new to play at the playground



Help an old person with their shopping/chores



Smile and say salam to 10 people



Make a card with a nice message for someone



Raise money for a charity

You can also come up with your own ideas!

Post-Sadaqah Reflection

Once you have carried out your sadaqah activity, take some time out to think about and answer the following questions.

How did you feel whilst doing the activity?

How do you think your sadaqah will benefit others?

What will you do next time to make your sadaqah even better?




Lesson 24

Grandad Goes For Hajj



Learning Objectives

In this lesson, I will:



- Identify the month in which hajj takes place
- Memorise the talbiyah
- Explain why the Day of Arafah is very special



Key Words

Dhul Hijjah
Talbiyah
Ihram

T Thinking Starter

If you could visit any place in the world, where would you go and why?



Grandad is Back!

It's a special day today! Musa's Grandad is on his way back from a very long and tiring journey. The whole village is waiting for him.

Musa can smell the delicious aromas of all the foods and desserts that are being cooked by his mum and his aunts.

Musa's dad and all of his uncles are running around sticking up decorations and arranging the seating for all the village guests who will come to visit Grandad.

Grandad has arrived! The whole village is erupting into takbir! Musa runs up to Grandad to give him a HUGE hug - he has really missed him and his stories. "Where is Grandad's hair?" Musa wonders. He will definitely ask him about it later!

A short while later, after Grandad has rested and all the guests have eaten, everyone gathers around Grandad. They are waiting to hear all about his journey to Hajj - Grandad saved up for over 30 years to go on this special journey.

Hajj is the fifth pillar of Islam. It takes place every year in the special month of Dhul Hijjah. Whoever has enough money and is able to go, must go to perform hajj at least once in their life.





Task 1

Which month of the Islamic calendar does hajj take place in each year?
Colour in the box that shows the correct answer.

Muharram	Safar	Rabi'ul-Awwal	Rabi'ul-Akhir	Jumadal-Ula جُمَادَى الْأُولَى	Jumadal-Ukhra جُمَادَى الثَّانِيَةِ
Rajab	Sha'ban	Ramadan	Shawwal	Dhul-Qa'dah	Dhul-Hijjah

Grandad's Tale

Grandad's face is shining. "Grandad, can you please tell us your whole hajj story. Did you really throw stones at Shaytan?!" exclaimed Musa excitedly. Grandad smiled with a twinkle in his eye. "Shall we start from the beginning, Musa?" asked Grandad. Musa and his cousins nodded eagerly.

"On the first day of hajj, we went walking all the way to **Mina**. We walked for 2 hours and we were all reciting the **talbiyah** loudly. Suddenly, we saw some strange white shapes ahead of us. As we walked closer and closer, we realised there were thousands and thousands of tents, neatly lined in rows."

Grandad paused to drink a sip of water. "We spent most of that day in the tent, mainly just doing dhikr and reciting the Qur'an."



Task 2

The talbiyah is prayed throughout the hajj. **Trace & memorise the talbiyah.**

لَبَّيْكَ اللَّهُمَّ لَبَّيْكَ ، لَبَّيْكَ لَا شَرِيكَ لَكَ لَبَّيْكَ ، إِنَّ الْحَمْدَ
وَالنُّعْمَةَ لَكَ وَالْمُلْكَ ، لَا شَرِيكَ لَكَ

I am here at Your service, O Allah; I am here at Your service, I am here at Your service; You have no partner whatsoever; I am here at Your service. Truly all praise, favour and kingdom is Yours; You have no partner whatsoever.

The Best Day of Grandad's Life

Grandad paused. He closed his eyes and a huge smile appeared on his face - Musa was wondering what was making Grandad feel so happy and peaceful.

Grandad opened his eyes: "The next day was the best day of my life," he exclaimed. Musa was now really intrigued. Grandad has always told him that the day Musa and Maryam were born was the best day of his life.


"We arrived in **Arafat** at 10 am. Everywhere I turned, I saw people from all around the world: Somalia, Uzbekistan, Germany and so many other countries. Everyone was wearing the same two pieces of white clothes (**ihram**); no matter whether they were rich or poor. Everyone was equal."

Arafat reminded me of just how huge and diverse our ummah is, and how we are all the slaves of Allah no matter what we look like or where we come from. We are all united in our ihram!

Grandad continued with his story: "The sun was so close to us and it was boiling! Yet, everyone was standing outside, right underneath the sun. Some people climbed on a mountain, and others were outside their tents. Everyone's hands were up, begging Allah for forgiveness. Everywhere I looked, I could see people shaking and crying, as they all made du'a to Allah to grant them Jannah and save them from the Hell-fire. It reminded me of the Day of Judgement!"

"Woah, that sounds so scary Grandad!" exclaimed Musa.

Grandad smiled once again, "It is scary, but the Day of Arafah is so very special. **On that day, Allah frees a HUGE number of people from the Hell-fire, and He accepts all of your du'as.** After it finished, I felt so peaceful and content."



The Messenger of Allah ﷺ said:

“The people who go for hajj are the guests of Allah. If they ask Him something, He answers them and if they ask Him for forgiveness, He forgives them.”

(Nasa’i)



Task 3

What would you ask for?

Imagine that you are in hajj, standing on the plains of Arafat on the best day of the year.

What will you ask Allah for?

“Oh Allah...

P Progress Check



1. What is the name of the month in which hajj takes place?

2. What is the talbiyah?

3. Why is the Day of Arafah very special?


Lesson 25

In The Footsteps of The Prophets



Learning Objectives

In this lesson, I will:



Define tawaf and sa'y

Identify some of the rituals of hajj

Explain how hajj helps you to become close to Allah



Key Words

Tawaf

Sa'y

Udhiyah

T Thinking Starter

I'm a black cube in a bustling city.

People turn towards me and circle around me all day long. What am I?

Sleeping Under The Stars

"After the sun had set, we started walking from Arafat to **Muzdalifah** - it took two hours. Have you ever slept under the stars?" Grandad questioned. "Nooo, but me and Maryam always ask Mum if we can, but she never gives us permission!" replied Musa. Grandad laughed, "When you get to my age, you will only want to sleep on a bed!"

Grandad looked up at the sky. "The stars were shining that night, and by the time we reached Muzdalifah, the sky was pitch black! There were so many people in one small place; I was worried about stepping on people."

"Did you sleep in a tent there too?" asked Maryam.

Grandad chuckled. "Everyone was sleeping outside on the floor, with no pillow and no blanket, just a small mat and a thin sheet my friend had brought. I was so worried - I thought I wouldn't be able to sleep! But, I lay down, and the next thing I knew, I was woken up by the sound of 'Allahu Akbar, Allahu Akbar' - it was the adhan of fajr."

"Wow Grandad, you did a Musa!" said Salim, one of Musa's cousins.

Maryam giggled. Everyone knew how much Musa loved to sleep.



A Very Busy Day

“We set off for Mina again, this time to throw stones at the jamarat. It was amazing, everyone was reciting **takbir** loudly,” continued Grandad.

“Oooh, this is my favourite part. Grandad, did you hit him really hard?” asked Musa excitedly.

“Not as hard as you would have done! Musa, what is more important is that we don’t listen to Shaytan when he whispers to us to do bad things. That hits him even harder!”



Stoning the Jamarat taught me that Shaytan will try to distract us, especially when we are about to do something good for the sake of Allah. We must be like the Prophet Ibrahim عليه السلام and not be diverted!

“We then walked to Makkah and we did **tawaf** of the Ka’bah, going around it seven times. It felt so amazing. There were so many people, but I felt like I was alone, just talking to Allah and thanking Him. I kept thinking of Ibrahim عليه السلام and how he built the Ka’bah so that people would come to it and only worship the One True God.”

Tawaf taught me to always try to keep Allah at the centre of my life!



Task 1

Colour in the shapes that add up to 7.

$4 + 5$	$1 + 1$	$2 + 4$	$4 + 4$	$2 + 1$	$5 + 3$	$8 - 6$	$6 + 5$
$8 + 1$	$7 + 5$	$1 + 6$	$3 + 4$	$8 - 1$	$9 - 3$	$5 - 2$	
$6 - 6$	$4 + 6$	$2 + 5$	$9 - 2$	$6 + 1$	$7 + 6$	$6 - 1$	
$4 + 5$	$1 + 5$	$5 + 2$	$4 + 3$	$3 + 3$	$9 - 1$		
$9 + 6$	$9 - 5$	$2 + 2$	$2 + 2$	$3 + 6$			
	$0 + 3$	$2 + 6$	$1 + 1$	$3 + 5$			
							$6 + 6$

Remembering Ibrahim عليه السلام & His Family


“After tawaf, we did sa’y between Mount Safa and Marwa, just like Hajar عليها السلام did...” said Grandad.

Sa’y reminded me that we should never give up hope in Allah!

“Ohhh yes! I know that story. We learnt the story last year in Madrasah,” Musa said excitedly.

“You know children, throughout hajj, I kept thinking of Prophet Ibrahim and his family; and I kept thinking of our beloved Prophet Muhammad صلى الله عليه وسلم: how much sacrifices they made for us.”

“Did you drink zamzam, Grandad?” asked Maryam.
 “Yes! Plenty of it. And I’ve even brought some for you to drink,” Grandad replied.



Task 2

Match the words with the definitions.

Tawaf

Two pieces of white cloth

Sa’y

Special water which came out of the ground

Zamzam

Walking between Mount Safa and Marwah, like Hajar عليها السلام did.

Ihram

To walk round the Ka’bah seven times.

Udhiyah

Animal sacrificed for Allah



Did You Know?

Whoever performs hajj, and does not do any bad things when he’s there, he will be like a newborn baby: pure and free from sins. Allah will forgive all his sins.

Eat, Drink & Do Dhikr

Grandad continued with his story: “We spent the next three days in Mina. Every day we would go to stone the jamarat.”

“That’s awesome. I wish I could have been with you. I would have carried your bag, Grandad and I would have hit the shaytan reeeally hard. What did you do for the rest of the day?” asked Musa inquisitively.

“I spent my time doing lots of dhikr and reciting Qur’an. Sometimes I would take a break and walk around Mina,” replied Grandad.

“What about food? What did you eat, Grandad?” asked Hawa.

“You know what Hawa, on one of the days, some Afghani brothers invited us to their tent. I wished you were with me Hawa - you would’ve loved it. There was a humongous plate with rice and delicious lamb from the **udhiyah** (qurbani); it even had raisins and carrots. And then on the third day, we returned back to Makkah, and it was time to start preparing for the return journey.”



Task 3

Explain how hajj brings you closer to Allah.

P Progress Check



1. What is ‘tawaf’? What is ‘sa’y’?

2. Can you list any 4 rituals of hajj?

3. How does hajj help you to become close to Allah?

IT'S NASHID TIME!

Hajj is the Fifth Pillar of Islam

[Chorus] Hajj is the fifth pillar of Islam
 A visit to al-Ka'bah, the House of Allah
 One in a life-time for those who can
 Hajj is the fifth pillar of Islam

Muslims from every corner of the world
 Gather in Makkah to make the Pilgrimage
 To see the House of Allah, wearing their ihram
 Once around the Ka'bah, and then six times again!


[Chorus] Hajj is the fifth pillar of Islam
 A visit to al-Ka'bah, the House of Allah
 One in a life-time for those who can
 Hajj is the fifth pillar of Islam



When we are at Hajj, we must be at peace
Not to harm a man, or to kill a beast
Not to pick a flower, or to cut a plant
Hoping we will be forgiven at Arafat

[Chorus] Hajj is the fifth pillar of Islam
A visit to al-Ka'bah, the House of Allah
One in a life-time for those who can
Hajj is the fifth pillar of Islam

By Mohammed Sadiq Seddon



Word Bank

Aa

- Adhan
- as-Salat al-Ibrahimiyyah
- 'Awrah - عَوْرَةٌ

Bb

- Blessed - مُبَارَكٌ
- Body

Cc

- Calm
- Comfort
- Concentration
- Condition
- Connection
- Consequence
- Cover

Dd

- Dawn
- Descend
- Dhul Hijjah
- Dirt
- Distraction
- Dress Code

Ee

- Earth
- Earth
- Eid al-Fitr
- Emphasised

Ff

- Faraid (plural of compulsory) - فَرَائِضُ
- Fard (compulsory) - فَرَضٌ
- Fasting - صَوْمٌ
- Fidgeting
- Forgiven
- Foundation

Gg

- Generous
- Ghusl
- Growth

Hh

- Halal (lawful) - حَالَالٌ
- Haram (unlawful) - حَرَامٌ

Ii

- Iftar
- Inner Self
- Ihram

FIQH

LEVEL 3

Ll

- Laylat al-Qadr
- Light - نُورٌ
- Loan

Mm

- Masjid
- Mu'addhin

Oo

- Obey
- Odd
- Offspring

Pp

- Private Meeting
- Purify

Qq

- Qiblah

Rr

- Rak'ah
- Replace
- Reply

Ss

- Sadaqah
- Sadaqat al-Fitr
- Sa'y
- Similarity
- Sins
- Siwak
- Spiritual
- Steadfast
- Suhur
- Sunnah

Tt

- Takbirat
- Talbiyah
- Taqwa (Being mindful of Allah) - التَّقْوَى
- Tarawih
- Tashahhud
- Tawaf
- Tawaf
- Tayammum (dry ablution) - التَّيَمُّمُ
- Tayyib (pure) - طَيِّبٌ
- The King - الْمَلِكُ
- The pillars of Islam - أَرْكَانُ الْإِسْلَامِ
- Time

Uu

- Udhiyah

Ww

- Wealth
- Wudu



MY VALUES



**I Am a Servant
of Allah**



**I Love Allah &
His Messenger**

صلى الله عليه وسلم



**I Am Strong in
My Belief**



**I Aim for the
Best**



**I Polish My
Heart**



I Am Kind



**I Help My
Ummah**



**I Am
Responsible**



This page intentionally left blank

Continue your Quranic journey with:



Life With Allah



Qur'anic Tarbiyah

www.quranictarbiyah.com