

MALIKI FIQH

LEVEL 2



Quranic
Tarbiyah

2

This page intentionally left blank

بِسْمِ اللَّهِ الرَّحْمَنِ الرَّحِيمِ

MALIKI

FIQH

LEVEL 2

This book belongs to

Name _____

Class _____



**Quranic
Tarbiyah**



Life With Allah
الحياة مع الله

Quranic Tarbiyah is an initiative of Life With Allah (LWA) which aims to nurture a Qur'anic generation who love and live the Qur'an.

First Edition: 2024/1446 AH

For suggestions, corrections and feedback, please email us at
info@quranictarbiyah.com

www.quranictarbiyah.com

www.lifewithallah.com

Copyright © Quranic Tarbiyah, 2024

All rights reserved. No part of this publication may be reproduced, distributed, or transmitted in any form or by any means, including photocopying, recording, or other electronic or mechanical methods, without the prior written permission of the publisher, except in the case of non-profit and educational uses, provided the original work is properly cited. For permission requests, please contact the publisher.

British Library Cataloguing in Publication Data

ISBN 978-1-917402-44-6

Contents

Introduction	i
L1: I Am a Muslim	1
L2: I Am a Muslim: I Say the Shahadah	5
It's Nashid Time: Say Shahadah	9
L3: I Am a Muslim: I Pray My Salah	11
L4: I Am a Muslim: I Give My Zakah	15
L5: I Am a Muslim: I Fast in Ramadan	19
L6: I Am a Muslim: I Will Go for Hajj	23
L7: I Keep My Body and Surroundings Clean	27
L8: I Use the Bathroom	31
L9: I Purify Myself to Worship Allah	35
It's Nashid Time: The Cleanliness Nashid	39
L10: Why Do We Do Wudu?	41
L11: How to Do Wudu MF	45
L12: The Fard Acts of Wudu MF	49
Learning for a Life With Allah: Wudu	53
L13: Actions That Break Wudu MF	55
L14: Why Is Salah Important?	59
L15: I Love Salah	63
L16: I Will Never Miss Salah	67
L17: Times of Salah	71
L18: Praying Salah on Time	75
It's Nashid Time: The Salah Nashid	79
L19: How Should I Pray Salah?	81
L20: How to Pray Salah (Part 1) MF	85
L21: How to Pray Salah (Part 2) MF	89
L22: How to Pray Salah (Part 3) MF	93
L23: How to Pray Salah (Part 4) MF	97
Learning for a Life With Allah: Pray a 2 Rak'ah Salah	101
L24: How to Pray 3 Rak'ahs MF	103
L25: How to Pray 4 Rak'ahs MF	107

MF = Some content of this lesson is specific to Maliki Fiqh.

About Quranic Tarbiyah

Vision

Nurturing a Quranic generation who love and live the Quran.

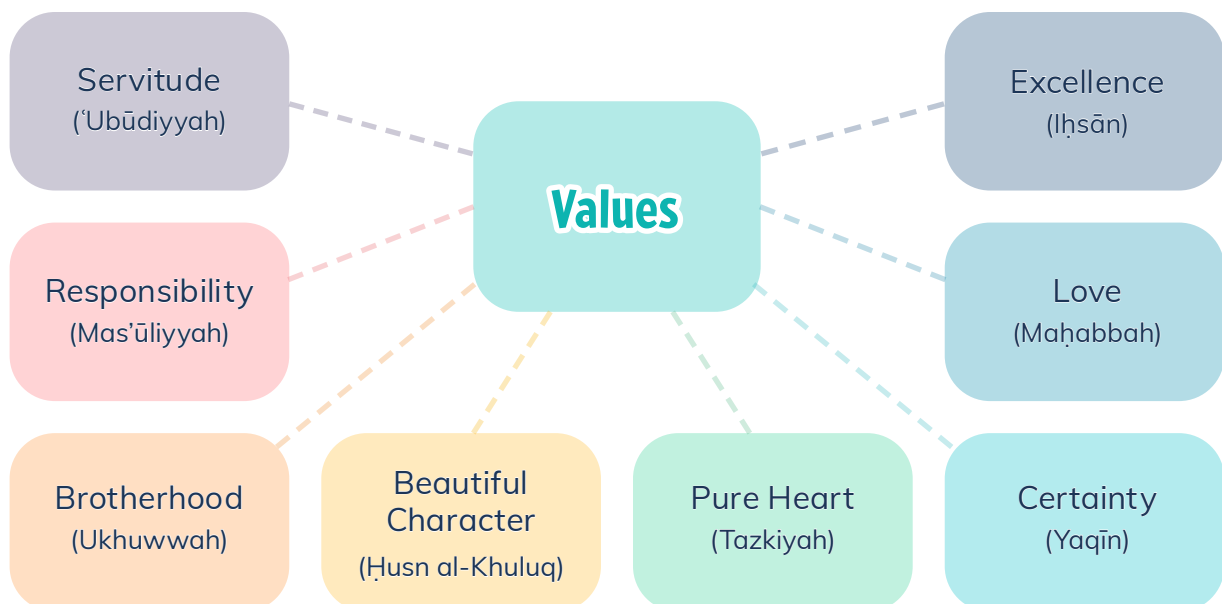
Mission

Nurturing a generation who are guided by revelation, grounded in reality, and who carry forward the legacy of the Prophets ﷺ.


Aims & Objectives

We want every educator and learner to:

1. Develop a deep awareness of Allah, love Him and honour Him.
2. Recognise their purpose in life (i.e. 'ubūdiyyah: servitude), and worship Allah with baṣīrah (clear proof and certainty).
3. Constantly strive to strengthen their īmān and yaqīn (conviction).
4. Love the Messenger ﷺ, and embody his sunnah and character.
5. Become 'people of the Qur'ān' through reflecting and living by it.
6. Constantly strive to attain a pure heart (tazkiyah) and attain iḥsān.
7. Know the legal rulings of all necessary aspects of life (fiqh) alongside their inner dimensions, in order to taste the sweetness of worship.
8. Be confident in their dīn and feel deeply connected and proud of their heritage and history.
9. Be well-equipped to deal with personal, local and global challenges, and become beacons of justice and mercy for the entire world.
10. Develop a love of lifelong learning, and a passion to serve the dīn of Allah.



The 5 key areas of the Quranic Tarbiyah Curriculum



Fiqh

Aims of Fiqh Lessons

- 1 To understand the purpose of 'ubūdiyyah (servitude) and the objectives of specific acts of worship
- 2 To know how to worship Allah correctly
- 3 To differentiate between ḥalāl and ḥarām
- 4 To be inspired to worship through the virtues of deeds
- 5 To taste the sweetness of worship by understanding their inner dimensions

Fiqh is a comprehensive framework which constitutes divine guidelines on how to live. Fiqh allows us to differentiate ḥalāl from ḥarām. Through fiqh, we can rectify our actions: learn how to worship our Creator in the proper manner; and learn our rights and responsibilities towards His creation. These rules and boundaries are good for us. They allow us to live a meaningful and content life, and ensure our success in this world and the hereafter.

Whilst learning fiqh, children may sometimes feel that there are too many rules. Always remind them that Allah ﷻ is the Most Kind and the Most Loving. He is the All-Knowing and He knows what is best for us. Whatever He has instructed us to do is for our benefit. If we obey Allah, we will be happy. Obeying Allah makes the world a better place.

Obedience to Allah and His Messenger ﷺ should be ingrained as a key value throughout the years. Children should be taught that we unconditionally obey Allah - whether we understand the wisdom or not.

Outer & Inner Fiqh

Along with learning the outer rulings, children should be taught the inner meanings and ‘secrets’ of the acts of worship (also known as the *asrār/maqāṣid* of the ‘ibādāt). These can be introduced in a simplified manner, and as they grow older, they can be taught the more detailed aspects inshāAllāh. The ‘how’ is very important, but the ‘why’ is also very important. Just as we want children to know how to pray ṣalāh, we also want them to learn why they are praying, so they can ultimately love to pray ṣalāh.

“You may find a person who fasts, prays, does dhikr and recites Qur’ān abundantly, but nothing from his actions reach his heart: no fear, no hope, no love, no conviction in Allah and no happiness with Him.” - *Ibn al-Qayyim* ﷺ

Nurturing the ‘īmān’ and ‘iḥsān’ alongside the ‘islām’ (as mentioned in the ḥadīth of Jibrīl ﷺ) is essential in fostering a holistic understanding of our dīn, and cultivating strong believers.

Throughout the years of a child’s education, the love of Allah and the inner states of the heart should be constantly nurtured within the child. This will prevent their ritual acts of worship from being ‘hollow’ or a mere set of ‘dry rules’. Instead, it will allow the child to experience the sweetness of īmān and worship, and help them to build a strong connection with Allah ﷻ.

Practical Learning

Children should always be encouraged to pray ṣalāh. Depending on the ages of the students, the intensity of this encouragement will differ. Every ‘how to pray ṣalāh’ lesson should contain at least a short reminder of the importance of ṣalāh and a reminder about Allah ﷻ. This may be a simple comment such as ‘Allah loves it when we pray ṣalāh.’ The teacher can ask: ‘Who do we pray ṣalāh for?’ The class can answer: ‘Allah!’

Along with the theory, practical learning is essential. Children should be given ample opportunities to practise what they are learning. They can practise in pairs, groups, or as a class.

Educators are encouraged to embody the Prophetic akhlāq: to teach with *raḥmah* (nurturing compassion), *rifq* (gentleness) and *ḥikmah* (wisdom); and to win over the hearts of children, just as he ﷺ did. Do not scold them for missing out on a step or making mistakes. Keep coaching them and helping them practise until they learn correctly. Encourage them with words of praise. Foster a classroom environment where children feel safe to make mistakes, and are also not made fun of by other children when they make mistakes.

About This Book


بِسْمِ اللَّهِ الرَّحْمَنِ الرَّحِيمِ

The Fiqh Level 2 book aims to teach the key rulings of the sharī'ah to children in a fun and engaging manner. The book is based on the madhhab of Imām Mālik رحمه الله. It consists of 25 lessons. The book begins with an introduction to the 5 pillars of Islam, then delves into ṭahārah (purification) and ṣalāh.

In addition to teaching children how to perform the various acts of worship ('outer fiqh'), there is a strong emphasis on understanding the inner dimensions of these acts ('inner fiqh'). This includes the purpose, benefits and virtues of these acts to motivate and encourage children to live a life of obedience to Allah and His Messenger ﷺ.

The book has been prepared for Year 2 children (average age 6-7 years old), but can also be used by older children. Whilst this book can be used as a standalone textbook, it assumes that students have completed Fiqh Level 1. We also hope to publish a teacher's guide for this book inshaAllah.

Every textbook has its limitations. Textbooks are one of the many tools which can be used to educate our children. What is more important is how the teachings and ideals of the Qur'ān and Sunnah are translated into practice, in our own lives as educators, and in the lives of our young learners. We encourage educators to nurture a Qur'ānic environment within their learning institutions and homes to make this a reality inshaAllah.



How To Use This Book

Learning Objectives

The key aims and outcomes of the lesson are clearly listed at the beginning of the lesson. A traffic light system helps outline the differentiated learning outcomes.

- On your mark! - This is a beginner level objective which all pupils should be able to access and engage with.
- Get set! - This is an intermediate level objective which all pupils should be able to take part in, although some students may need extra support.
- Go! - This is an advanced or higher-order objective that most pupils will be able to engage with to some level, although some students may need support to express their ideas in writing.

T Thinking Starters

Educators are encouraged to write the question on the board before the start of the lesson. As children walk into the classroom, they should start to think about the question or discuss it with a peer. Children do not need to write down the answer. It will be used to set the scene for the lesson.

Key Words

The key words will develop student literacy and expand their vocabulary. Educators are encouraged to do spelling tests and play word games with their class once a week/every 2 weeks to assess learning.



IT'S STORY TIME!

The Final Words of the Prophet صلى الله عليه وسلم

The Prophet صلى الله عليه وسلم was extremely sick. These were his final days. Soon, he would pass away.

On one of those days, he got up and asked, "Have the people prayed?" The Companions رضي الله عنهم replied, "No, O Messenger of Allah, they are waiting for you."

He replied, "Bring water so I can do wudu." When water was brought, he was not able to get up. He collapsed and fainted.

When he woke up again, the first thing he asked was: "Have the people prayed?" When they told him that they hadn't prayed yet, he asked for water again. But when the water was brought, he fainted again.

This happened three times. In the end, he asked that Abu Bakr رضي الله عنه should lead the prayer.

As the days went on, the Prophet صلى الله عليه وسلم was getting even more sick. He couldn't even brush his own teeth. But he kept repeating, "Salah, salah." These were his final words. Even though he was in so much pain, he was so worried about his Ummah praying salah.

Just a day or two before he passed away, he suddenly felt a little better. So he stood up, moved the curtain from his house and he saw the Masjid filled with people praying! His face broke into a smile because he was so happy to see all his Companions lined up in straight rows, all praying salah!



Imagine seeing the smile of the Prophet صلى الله عليه وسلم!

It's Story Time!

Educators should read the story before the lesson, and narrate it within the lesson to the children in an engaging manner (using facial expressions, hand gestures, change in tone of voice, asking questions etc).

Think and Reflect

Children should self-reflect and share their reflections with their educator or their peers. Answers do not need to be written down.

What should you do if your wudu breaks during salah?

Make Sure Water Reaches the Skin

During wudu, we must make sure that water reaches the skin. If you are wearing something tight like a ring or a watch, you should remove them or loosen them so water reaches the skin underneath.

We should also keep our nails short. Long nails have dirt underneath them which stops water from reaching the skin.



I Act On What I Learn

I will make sure I rub my body when doing wudu so water reaches everywhere.


Challenge

Children can boost their level of understanding if they have extra time available.


I Act On What I Learn

This is an important part of the lesson where the children can transform their learning to action. Educators should follow up in the next lesson by asking children if they managed to act upon the prompt.

FIQH




Remember!
Each area has to be washed properly for wudu to be complete. If even one hair is left dry, wudu will not be complete.




Task 3


Which of the following actions are fard in wudu?




Washing your whole face.




Washing your mouth 3 times.




Washing your right and left arms.




Wiping your ears.



Wiping over your head.



Washing your feet.



Discuss the 7 fard actions of wudu with your partner.

P Progress Check

52

What is the meaning of 'fard'?

2. What is the difference between the 'fard' and the 'sunnah' acts?

3. What are the 7 fard acts of wudu?

QuranicTariyah
The Fard Acts of Wudu

Tasks

There are accompanying tasks in each lesson for reinforcement and practical application. Children can do these individually, in pairs or in groups. Educators can collect the books to mark the students' work, or go through the answers orally together as a class.


Discuss

Children should talk about what they understand with their educator or peers.

P Progress Check

Educators should end the lesson by reviewing the learning objectives and using a plenary. At the end of every lesson, children should check which learning objectives they learnt and understood, and clearly identify what they don't know. The educator can do a quiz, test or even play a game with the class using these evaluation questions. Students can write the answers or just say the answers verbally to the educator.

vii

 Quranic Tariyah

As-salamu 'Alaykum,

Nice to meet you again. Are you ready for Level 2?

InshaAllah, in this book, we will learn about the five pillars of Islam. We will then learn about cleanliness and how to pray salah.

With Love & Du'as,

The Twins

Maryam & Musa

I'm excited! I loved Level 1 but I want to make my salah even better!

Ustadh said that this year we are going to become 'Salah Superstars' inshaAllah!




Lesson 1

I Am a Muslim



Learning Objectives

In this lesson, I will:



- Identify the five pillars of Islam
- Recognise the five pillars as acts of worship
- Explain why the five pillars are important




Key Words

- Pillar
- Foundation
- Commands

T Thinking Starter

How can we worship Allah?



S Say



I am a Muslim. My din (way of life) is Islam.

The 5 Pillars of Islam



How many pillars of Islam are there?

There are 5 pillars of Islam.



What are the 5 pillars of Islam?


1 Shahadah

2 Salah

3 Zakah

4 Sawm

5 Hajj



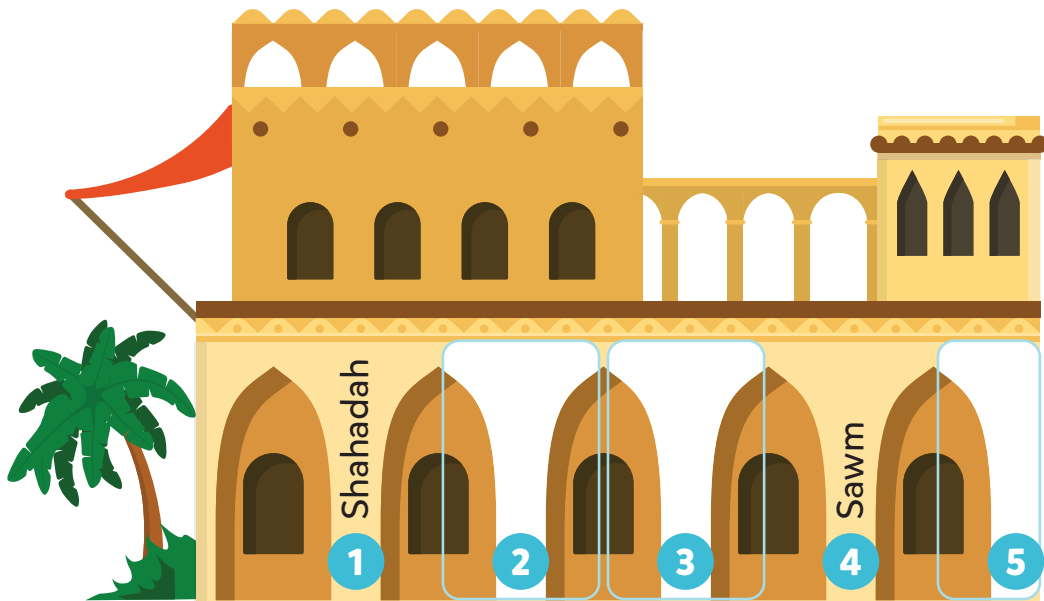


Task 1

Colour each box that contains the **pillars of Islam**.

Qur'an	Sawm	Ramadan
Hajj	Salah	Muhammad
Muslim	Shahadah	Zakah


Choose the correct pillars of Islam to complete the house.



Salah	Hajj	Zakah
-------	------	-------

The Best Acts of Worship

The 5 pillars of Islam are the most important acts of worship. They are the best ways in which we can worship Allah.





Task 2

Match each pillar of Islam to the correct picture.

Salah

Zakah

Hajj

Shahadah

Sawm

The Foundation of Our Din

The 5 pillars are the **foundation** of our way of life (din).

We are the servants of Allah and we must follow all of these **commands**.

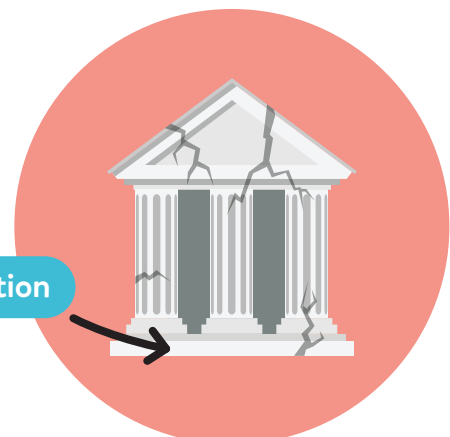
In order to be a Muslim, you have to practise all 5 pillars of Islam!



What do you think will happen to a building if the foundation and pillars are damaged or missing?

What would happen to a Muslim if the pillars of Islam are missing from their life?

Foundation





Task 3

Which pillar of Islam am I?



- 1 To pray 5 times a day.

- 2 This is the declaration of faith - when you believe and say that there is only One God and Muhammad صلی اللہ علیہ وسلم is His Messenger.

- 3 This is something that you need to do in the month of Ramadan.

P Progress Check



1. What are the 5 pillars of Islam?
2. What are the best acts of worship?
3. Why are the 5 pillars important?


Lesson 2

I Am a Muslim: I Say the Shahadah



Learning Objectives

In this lesson, I will:



- Recall the first pillar of Islam
- Memorise the shahadah
- Explain what the shahadah means



Key Words

- Shahadah
- Servant
- Messenger



T Thinking Starter

Why do we only worship Allah?

The First Pillar of Islam

The first pillar of Islam is the **shahadah**.

This means to believe and say that there is only One Allah and that Muhammad صلى الله عليه وسلم is the servant and Messenger of Allah.

I am strong in my belief!



Task 1

Fill in the missing letters.

S__ahad__h الشَّهَادَةُ

Sa__m الصَّوْمُ

Za__ah الزَّكَاةُ

__ajj الْحَجُّ

__alah الصَّلَاةُ

The Shahadah

أَشْهَدُ أَنْ لَا إِلَهَ إِلَّا اللَّهُ، وَأَشْهَدُ أَنَّ مُحَمَّدًا عَبْدُهُ وَرَسُولُهُ

“I bear witness that there is no god worthy of worship except Allah, and Muhammad is His servant and Messenger.”



What do you know about Allah?



Task 2

Trace and memorise the shahadah.

أَشْهَدُ أَنْ لَا إِلَهَ إِلَّا اللَّهُ

وَأَشْهَدُ أَنَّ مُحَمَّدًا

عَبْدُهُ وَرَسُولُهُ



What Is the Meaning of the Shahadah?

There are two things that you declare when you say the shahadah:

1

There is only ONE true God who everyone should worship.

2

Prophet Muhammad صلى الله عليه وسلم is the servant and Messenger of Allah.

He was a servant

=

Prophet Muhammad صلى الله عليه وسلم was a human being and he worshipped Allah. We do not worship Prophet Muhammad.

He was a Messenger

=

Allah sent him with a message for us. Prophet Muhammad صلى الله عليه وسلم taught us how to worship Allah and how to be good.




What is the name of the 'message' Allah gave to Prophet Muhammad صلى الله عليه وسلم?





Task 3

Colour the correct boxes to reach the shahadah.

 <p>There is only One God who should be worshipped.</p>	<p>Muhammad صلى الله عليه وسلم was a human being.</p>	<p>There are 6 pillars of Islam.</p>
<p>Allah needs helpers.</p>	<p>Allah created the whole world. We should only worship Him.</p>	<p>Shahadah is the 3rd pillar of Islam.</p>
<p>We worship Muhammad صلى الله عليه وسلم.</p>	<p>Muhammad صلى الله عليه وسلم is Allah's Messenger.</p>	<p>The Qur'an is Allah's special message to us.</p>



P Progress Check



1. What is the first pillar of Islam?

2. Can you say the shahadah (in Arabic)?

3. What is the meaning of the shahadah?

IT'S NASHID TIME!

Say Shahadah

La ilaha illallah.
Only one God, Allah.
La ilaha illallah.
Say Shahadah!

Muhammadun rasulullah.
Messenger of Allah.
Muhammadun rasulullah.
Say Shahadah!

La ilaha illallah.
Muhammadun rasulullah.
La illaha illallah.
Say Shahadah!

By Noor Saadeh

لَا إِلَهَ
إِلَّا اللَّهُ ،
مُحَمَّدٌ رَسُولُ
اللَّهِ



Lesson 3

I Am a Muslim: I Pray My Salah



Learning Objectives

In this lesson, I will:



- Recall the second pillar of Islam
- State the names of the 5 salahs
- Describe the importance of salah



Key Words

Salah - صَلَاةٌ

Five

Remember



T Thinking Starter

Can we talk to Allah? How can we talk to Him?

The 2nd Pillar of Islam

Salah (صَلَاةٌ) is the Arabic word for prayer.

Salah is the second pillar of Islam and it is a command of Allah

سبحانه و تعالیٰ


When we pray salah, we talk to Allah and worship Him.





Task 1

Write each pillar of Islam in each pillar of the building.




The Five Daily Salahs

Allah سبحانه وتعالى has commanded us to pray **five** times every day.

The five salahs are:



Fajr



Zuhr



Asr



Maghrib





Isha



Task 2

Follow the number 5's to the Masjid.



Never Ever Miss a Salah

We should always pray our 5 salahs, every single day. Allah سبحانه وتعالى says,


حَافِظُوا عَلَى الصَّلَوَاتِ

“Take care of all the prayers...”
(Surah al-Baqarah: 238)

Salah is a special gift from Allah.

When we pray salah, we **remember** Allah and we thank Him.

If we always pray our salah properly, we will enter Jannah inshaAllah!



I will never miss a salah!



Task 3

Answer the question below. You may use these words to help you.

command

pillar

worship

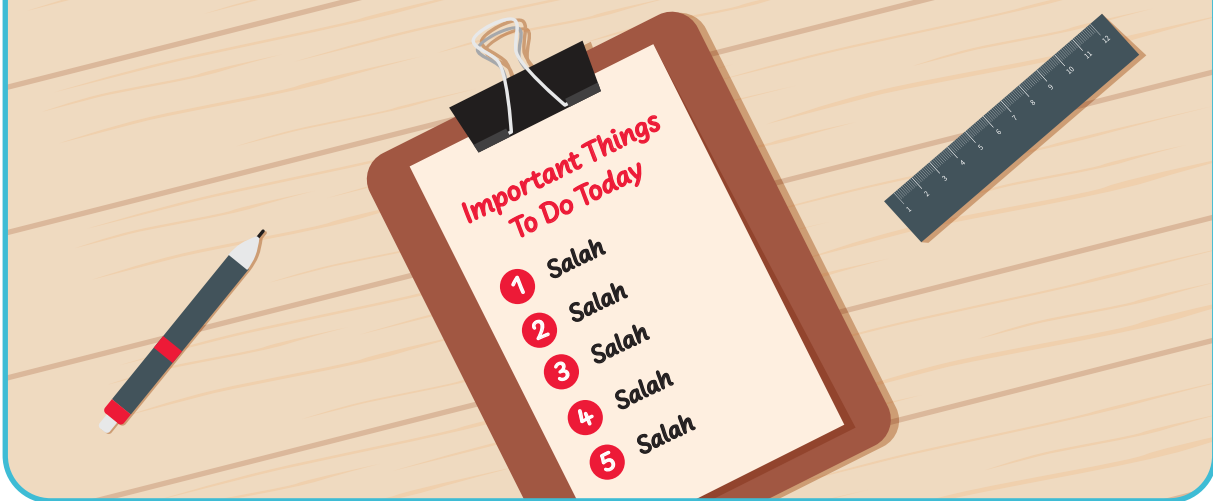
talk

thank



Why is salah so important?

Blank response area with four horizontal lines for writing.



P Progress Check



1. What is the 2nd pillar of Islam?

2. What are the names of the 5 daily salahs?

3. Why is salah so important?


Lesson 4

I Am a Muslim: I Give Zakah



Learning Objectives

In this lesson, I will:



- Define zakah
- Identify who zakah is given to
- Describe how zakah helps me and others



Key Words

- Needy
- Zakah
- Wealth

T Thinking Starter

Who should take care of people in your community?



The 3rd Pillar of Islam

Allah سبحانه وتعالى tells us to share some of our extra money to help the poor and **needy**. This is called **zakah**.

Zakah is the 3rd pillar of Islam and it is a command of Allah. Allah سبحانه وتعالى says in the Qur'an:

وَأَقِيمُوا الصَّلَاةَ وَعَآتُوا الزَّكَاةَ

“And establish salah and give zakah...”
(Surah al-Baqarah: 43)



Does everyone have to give zakah?






Task 1

Fill in the gaps and then find the answers in the word search below.

_____ is the 3rd pillar of Islam.

Zakah is to give money to the p_____.



Zakah is a _____ of Allah.

We give zakah for the sake of A_____.

Who Gives Zakah?

In this world, some people are rich, and some people are poor. Allah has told the rich people that they should give zakah to help the poor people.



Did You Know?

All of our **wealth** actually belongs to Allah - and we should spend it in a way which makes Allah happy.





Task 2

Read and colour the facts that are true.

Zakah is the 5th pillar of Islam.

Zakah means giving some money to the needy.

All of my wealth belongs to me.

There are 5 pillars of Islam.

The rich people should help the poor people.



Imagine you had no food, and someone gave you money to buy some. How would you feel?

The Benefits of Zakah

1

Zakah helps **the whole community (Ummah)**.

Some Muslims are very poor. When we give zakah, this gives them something to eat and drink.



I strengthen my Ummah!

2

Zakah helps **us**. When we give zakah, we share with others. This makes us less greedy.

Zakah helps us to clean our hearts and become better people.



I polish my heart!



Task 3

In the picture below, count the number of gold coins Maryam and Musa's dad has:

Total number of gold coins:

Dad only has to give 1 of these for zakah.



Wow! That is hardly anything!

P Progress Check



1. What is zakah?

2. Who is zakah given to?

3. What does zakah do to your heart?


Lesson 5

I Am a Muslim: I Fast in Ramadan



Learning Objectives

In this lesson, I will:



- Recall the Arabic word for fasting
- Identify when we fast
- Describe how to fast



Key Words

Sawm (Fasting) - صَوْمٌ
 Ramadan - رَمَضَانُ
 Compulsory

T Thinking Starter

What is your favourite month of the year?



The 4th Pillar of Islam

In the Qur'an, Allah سبحانه وتعالى says:

يَا أَيُّهَا الَّذِينَ ءَامَنُوا كُتِبَ عَلَيْكُمُ الصِّيَامُ

“O you who believe! Fasting has been made compulsory on you...”
 (2:183)

This means that we have to fast in the month of **Ramadan**.

Fasting in the month of Ramadan is the 4th pillar of Islam.



What is the name of the month before Ramadan?



Task 3

Use the code below to find the hidden sentence.

A	B	C	D	E	F	G	H	I	J	K	L	M
N	O	P	Q	R	S	T	U	V	W	X	Y	Z

<input type="text"/>	<input type="text"/>	<input type="text"/>	<input type="text"/>	<input type="text"/>	<input type="text"/>	<input type="text"/>	<input type="text"/>
<input type="text"/>	<input type="text"/>	<input type="text"/>	<input type="text"/>	<input type="text"/>			

What Is Fasting?

When we fast, we do not eat or drink anything from when the sun rises at dawn until the sun sets in the evening. Fasting is a command of Allah.



Did You Know?

Allah is the Most Merciful and says that when you are sick or travelling, you do not need to fast.



I love Allah and I obey Him!



Task 2

Unscramble the words and write them in the given space.



M₃ S₁ A₁ W₄





N₁ D₂ A₁ R₁ M₃ A₁ A₁





R₁ A₁ N₁ U₁ Q₁₀





A₁ H₄ S₁ A₁ L₁






L₁ I₁ P₃ A₁ L₁ R₁





Did You Know?

The Qur'an was sent down in Ramadan.
We pray extra Qur'an in Ramadan.



What else do you see people doing *more* of in Ramadan?

Whole-body Fasting

We don't only fast with our stomachs!



We also fast with our eyes, by looking away from bad things.



We fast with our ears, by not listening to gossip.



We fast with our tongues, by not saying mean things to each other.



Task 3

Write down how can we fast with the following body parts.

Eyes

Ears

Tongue

Hands

Feet



Fasting helps us to obey Allah!

P Progress Check



1. What is the Arabic word for fasting?

2. When do we fast?

3. How can you fast with your tongue?


Lesson 6

I Am a Muslim: I Will Go for Hajj



Learning Objectives

In this lesson, I will:



Recall that hajj is the fifth pillar of Islam

Identify some of the rituals of hajj

Describe why we perform hajj



Key Words

Hajj

Pilgrimage

Ritual

T Thinking Starter

What is the best place on Earth?



The 5th Pillar of Islam

Hajj is the fifth pillar of Islam. Hajj is a special journey (**pilgrimage**) to Makkah that each Muslim should try to complete at least once in their lifetime.

Hajj is a command of Allah سبحانه وتعالى for those who can afford it and are able to go.





Task 1

Choose the correct word to complete the sentences.

pilgrimage Muslim pillar five once

There are _____ pillars of Islam.

Hajj is the fifth _____ of Islam.

During hajj, Muslims go for _____ to Makkah.

I am a _____. I will try to go for hajj at least _____ in my life.

What Happens In Hajj

When you go for hajj, you will see millions of Muslims performing the same **rituals** (actions of worship).

Here are some of the rituals of hajj:



Tawaf: Going around the Ka'bah



Sa'y: Going between Safa and Marwah



Worshipping Allah in Arafat



Stoning the jamarat



Who built the Ka'bah?



Task 2

This picture shows you some of what takes place during hajj. Using the words below, fill in the boxes:

Tawaf

Sa'y

Making du'a in Arafat

Stoning the jamarat

Shaving the hair



Why Do We Perform Hajj?

Hajj helps us to remember Allah and become closer to Him.

Hajj wipes away our sins.

Hajj teaches us how to make **sacrifices** (give up something for the sake of Allah).



Did You Know?

The reward of an accepted hajj is Jannah!





Hajj is an exciting journey and act of worship – but it is also difficult! You need to **sacrifice** lots of things when you go on hajj. Find someone who has been on hajj and ask them what they had to sacrifice during their hajj.



Task 3

Ask Allah

Write a short du'a to ask Allah سبحانه وتعالى to allow you to go on the journey of hajj one day.

Remember to state the reason why you want to go on hajj.

“Oh Allah... _____

 _____”



P Progress Check



1. What is the 5th pillar of Islam?

2. List 3 things pilgrims do during hajj.

3. What does hajj help a person to do?


Lesson 7

I Keep My Body and Surroundings Clean



Learning Objectives

In this lesson, I will:



Recall what the Prophet صلى الله عليه وسلم said about cleanliness

Define personal hygiene

Explain why I should be clean



Key Words

Cleanliness - طُهُورٌ

Hygiene

Surroundings

T Thinking Starter

What would happen if you did not brush your teeth and cut your nails regularly?



Our din has taught us how to stay clean and tidy. **Cleanliness**, or keeping clean, is an important part of Islam.

Our beloved Prophet صلى الله عليه وسلم said:

الطُّهُورُ شَطْرُ الْإِيمَانِ

“Cleanliness is half of iman.” (Muslim)

This means that it is really important to stay clean.

M Memorise

Let's memorise this hadith. Tick the circle when you have memorised it.

Arabic with Meaning	Memorised
<p>الطُّهُورُ شَطْرُ الْإِيمَانِ</p> <p>“Cleanliness is half of iman.” (Muslim)</p>	<p><input type="checkbox"/></p>



Tell the person next to you what cleanliness means.

Personal Hygiene

Personal **hygiene** is how we look after our bodies. Keeping ourselves clean and tidy makes us feel better about ourselves. It also keeps us, and those around us, healthier!



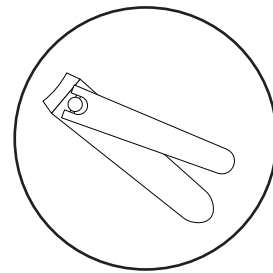
Task 1

How can I be clean and tidy?

Match the pictures to the correct descriptions. Then colour in the pictures.



I cut my nails and keep them clean.

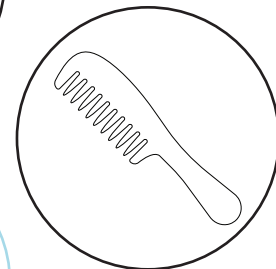
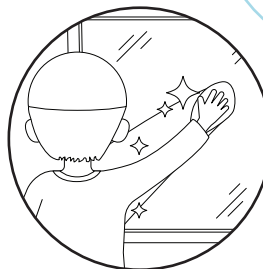


I wash and comb my hair.

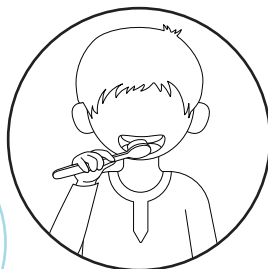


I keep my surroundings clean (my home and everything around me).

I clean my body by doing wudu, having a bath and cleaning myself after using the toilet.



I wash my clothes and change them regularly.



I brush my teeth and I keep them clean especially after eating.



Did You Know?

Angels like to be near people who are clean!



Task 2

What Am I? Write your answers below.

?

I am a tool
for cleaning.
Everyone uses
me to keep their
teeth clean.

?

I am a place where
you come every
day to **learn**. You
like me to always
be clean.

?

I am half
of iman.

Allah Loves Those Who Are Clean

Cleaning ourselves is a way to gain the love of Allah. Allah سبحانه وتعالى says in the Qur'an:

إِنَّ اللَّهَ يُحِبُّ التَّوَّابِينَ وَيُحِبُّ الْمُتَطَهِّرِينَ

“Truly, Allah loves those who turn to Him constantly and He loves those who keep themselves pure and clean.”

(Surah al-Baqarah: 222)

Our Prophet صلى الله عليه وسلم would always keep himself clean and remind the Companions رضي الله عنهم to keep clean as well.

He taught the Companions about having a bath regularly. He also taught them how to clean themselves after using the bathroom.





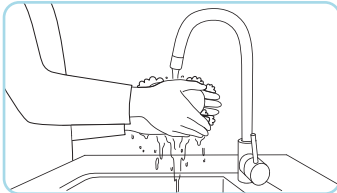
How can you make sure that everyone keeps the classroom clean?



Task 3


Write and draw two things that you do everyday to keep yourself or your surroundings clean.

1




I wash my hands before and after eating.

2



3



I Act On What I Learn

I will try my best to always keep myself and my surroundings clean.



P Progress Check



1. What did the Prophet صلى الله عليه وسلم say about cleanliness?

2. Give an example of personal hygiene.

3. Why should you be clean and tidy? What kind of people does Allah love?


Lesson 8

I Use the Bathroom



Learning Objectives

In this lesson, I will:



- List the etiquettes of using the toilet
- Identify what not to do in the toilet
- Recall the du'as before and after entering the toilet




Key Words

- Clean
- Istinja
- Left/Right

T Thinking Starter

What do you use your right and left hands for?



Our din has taught us how to use the toilet properly, as it is a very important part of staying **clean**.

We need to take care of our clothes and body from getting dirty when going to the toilet. We will not be able to pray salah if our clothes and body are dirty.



Cleaning ourselves after using the toilet with water is known as '**istinja**'.

Manners of Using the Toilet

1

Make sure you are in a place where no one can see you.

2

Say the du'a before entering the toilet.

3

Enter with your left foot.

4

Do not enter barefoot.

5

Sit down and use the toilet.

6

Clean yourself with water and tissue.

7

Clean everything around you before you leave the toilet.

8

Leave with the right foot.

9

Say the du'a after coming out of the toilet.



Task 1

Colour the correct answers.

a) Which is the du'a for **entering** the toilet?

بِسْمِ اللَّهِ ، اللَّهُمَّ إِنِّي أَعُوذُ بِكَ
مِنَ الْخُبُثِ وَالْخَبَائِثِ

“In the Name of Allah. O Allah,
I seek Your protection from
the male and female devils.”

(Muslim)

عُفْرَانَاكَ

“I seek Your forgiveness.”

(Abu Dawud)

b) What does **'istinja'** mean?

Washing yourself before salah.

Cleaning yourself with
water after using the toilet.



Task 2

Can you number the pictures to match the instructions?

- 1 Say the du'a before entering the toilet.
- 2 Enter with the left foot.
- 3 Close the door.
- 4 Sit down while using the toilet.
- 5 Clean yourself with water and use the left hand.
- 6 Dry yourself with toilet paper.
- 7 Cover the toilet.
- 8 Clean everything for the next person.
- 9 Exit with the right foot.
- 10 Say the du'a for leaving the toilet.



What Not To Do in the Toilet

1

Do not face the qiblah.

2

Do not use your right hand to clean yourself.

3

Do not urinate in a place where people will come and sit.

4

Do not take anything, which has the name of Allah, inside with you.

5

Do not talk while in the toilet.



Task 3

Tick (✓) which statements are true and which are false.

	True	False
1 I should close the door when using the toilet.	<input type="radio"/>	<input type="radio"/>
2 I should talk quietly in the toilet.	<input type="radio"/>	<input type="radio"/>
3 I should take my books inside the toilet to read them.	<input type="radio"/>	<input type="radio"/>



What should you do if your clothes get dirty after using the toilet?

I Act On What I Learn

I follow all the manners of using the toilet.



P Progress Check



- How do you enter the toilet?
[Hint: Which foot do you use and what do you say?]

- What is istinja?

- List 3 things you should not do in the toilet.


Lesson 9

I Purify Myself to Worship Allah



Learning Objectives

In this lesson, I will:



Recognise that **purification** is needed for certain acts of worship

Identify that **wudu** is the key to salah

Explain why I need to clean my inner and outer self



Key Words

Purification - طَهَارَةٌ

Wudu

Shining Heart

T Thinking Starter

To purify means to remove dirt and to make something _____.



Purification

Worshipping Allah is special. There are different ways to worship Allah. Some of these require us to be clean and pure before we start them. This is because Allah is Pure, and He loves everything that is pure.

To become pure to worship Allah is called **taharah** in Arabic (طَهَارَةٌ) – known as **purification** in English.

One of the ways to become pure to worship Allah is by doing **wudu**.



Did You Know?

Just as wudu cleans your outer body, it also washes away your sins!



Task 1

Draw a line to match each picture with its opposite.

Day



Asleep



Hard



Pure (Clean)



Fast



Soft



Dirty



Slow



Night



Awake

Wudu: The Key to Salah

Our beloved Prophet صلى الله عليه وسلم said:

مِفْتَاحُ الْجَنَّةِ الصَّلَاةُ وَمِفْتَاحُ الصَّلَاةِ الْوُضُوءُ

“The key to Paradise is salah, and the key to salah is wudu.”
(Tirmidhi)

Before we pray salah, we must do wudu. Salah will not be accepted without wudu.

Question

What actions do we need to be in a state of ‘purity’ for?



Answer

- a Salah
- b Touching the Qur’an
- c Going around the Ka’bah (tawaf)



M Memorise

Let's memorise this hadith. Tick the circle when you have memorised it.

مِفْتَاحُ الْجَنَّةِ الصَّلَاةُ وَمِفْتَاحُ الصَّلَاةِ الْوُضُوءُ

"The key to Paradise is salah, and the key to salah is wudu." (Tirmidhi)

Memorised



Task 2

Trace and remember.

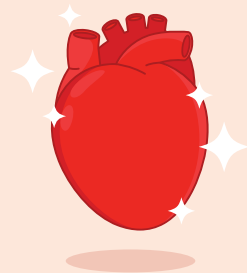
Allah is Pure and loves
that which is pure.

I Purify My Heart

Imagine you invited a king to your house. You cleaned the outside of your house and made it look beautiful. But all the rubbish you collected, you threw it inside the house. How would the king feel if he entered your house?

Our body is just like this. We have an outside and an inside.

Allah سبحانه وتعالى cares about our inside more than our outside. Allah cares most about our heart. Allah wants us to have a clean and **shining heart**.



I polish my heart!



How can you clean and purify your heart? Can you think of any bad actions which might make your heart dirty?



Task 3

To **purify** something is to remove dirt from it.

Write down how you can purify your clothes, body and heart before facing Allah in salah.



*I can purify my **clothes** by...*



*I can purify my **body** by...*



*I can purify my **heart** by...*

I Act On What I Learn

I will try to keep my body and my heart clean.



P Progress Check



1. What do we need to do before we pray salah?

2. What is the key to salah?

3. Which part of our body does Allah care most about?

IT'S NASHID TIME!

The Cleanliness Nashid

Rub-a-dub scrub like when you make wudu
You use some soapy soap and you work it through

Splish splash!

Make it last!

I'm clean and I'm fresh and I feel brand new

Scrub scrub

In the tub

It's **half our din** and I feel so blessed

Washy wash your hands and your face and your feet
From top to toe and everything in between

Splish splash

Have a blast

I'm clean and I'm fresh and I feel so blessed

Scrub scrub

My little dove

I'm squeaky clean like my yellow rubber duck

Round and round and round we go
With water like raindrops drizzling down
I'm singing and I'm splashing like I knew I would
I'm clean all over, it feels so good



When your tummy is a grumbling, you wanna eat
Gotta clean your hands, before you take a seat

Washy wash!
But don't rush
Gone in 20 seconds
That coronavirus
No no!

I told you so
We been keeping clean from 1400 years ago

Up and down, round round, brush your teeth
You can use **miswak**, like our **Prophet did**

Brushy brush!
And wash wash
Those pearly whites, are sparkling so nice
Flip flop
In bed I drop
Cos it's sleepytime and I feel like a boss

I'm floating and I'm flying as I fall asleep
I'm praying and thanking oh Allah to keep
me pure on the outside and within
I'm so glad that cleanliness is **half my din**
It's **half my din**
Cleanliness is **half my din**

By Zain Bhikha


Lesson 10

Why Do We Do Wudu?



Learning Objectives

In this lesson, I will:



State why we do wudu

Describe how wudu cleans the body and the heart

Explain how wudu prepares us to talk to Allah



Key Words

Shine

Recognise

Forgive

T Thinking Starter

How can bad deeds and mistakes be erased or deleted?

Delete

Why is Wudu Special?

Why can't we just wash our hands before salah? Why do we have to do wudu?

We do wudu because Allah has asked us to. Wudu is special and it gets us ready for salah!



Wudu makes us pure so we can worship Allah

Wudu is the key to salah and salah is the key to Jannah

Wudu washes away our sins

Wudu will make our bodies **shine** on the Day of Judgement and that is how our Prophet صلى الله عليه وسلم will **recognise** us



Do you know the du'a after wudu?





Task 1

What is the key to salah? Tick (✓) the correct answer.



What is the key to Jannah? Tick (✓) the correct answer.



Wudu Cleans You Inside & Out

Wudu cleans us from the outside and the inside.

When we wash our hands, Allah **forgives** the bad things we've done with our hands.

When we wash our face, Allah forgives the bad things we've done with our face.

When we wash our feet, Allah forgives the bad things we've done with our feet.



Wudu cleans your body and your heart!

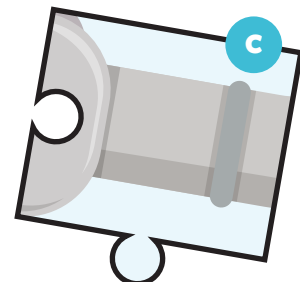
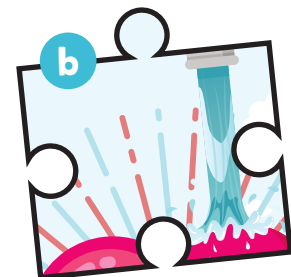
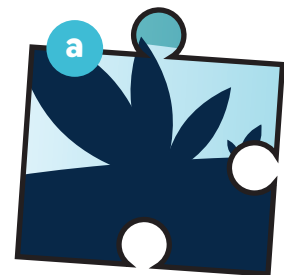



SubhanAllah! Wudu is so amazing!



Task 2

Look at the picture. Can you find the missing jigsaw piece?



The missing piece is ____.

Wudu Prepares Me to Talk to Allah

To pray salah, we need to do wudu. This is so we can be ready to talk to Allah. Salah is special and we need to clean ourselves before we stand in front of Allah.



Remember!

Allah loves those who clean their bodies and also their hearts!



Task 3

Fill in the gaps.

W _____ is special because it makes our body and
h _____ clean so we are ready to talk to A _____.

P

Progress Check



1. Why do we do wudu?

2. Does wudu only clean you from the outside?

3. What does wudu prepare you for?


Lesson 11

How to Do Wudu



Learning Objectives

In this lesson, I will:



Recall that wudu is an act of worship

Define niyyah

Correctly demonstrate all the steps of wudu



Key Words

Intention - نِيَّةٌ

Wrists

Ankles

T Thinking Starter

Which acts of worship require us to do wudu before we start them?

What is Wudu?

Wudu (ablution) is to wash and clean certain parts of the body before certain acts of worship.

Wudu is an act of worship.



Niyyah

Before we start washing, we have to make an **intention**. This is called 'niyyah' (نِيَّةٌ) in Arabic. Niyyah is the reason why we do something. We do wudu to follow Allah's command so that He is happy with us.



Task 1

Trace and Memorise

Before making wudu, I make an intention and then say...

بِسْمِ اللَّهِ

In the Name of Allah



Task 2

Draw lines to connect the Arabic words to their meanings.

Worship

Ablution

Prayer

وُضُوءٌ


عِبَادَةٌ

صَلَاةٌ

Wudu

Salah

Ibadah



I Do Wudu Like My Prophet صلى الله عليه وسلم



1
وضوء
Make an intention.



2
بِسْمِ اللَّهِ
الرَّحْمَنِ الرَّحِيمِ
Say Bismillah.



3
Hands
3x
Wash the hands to the wrist 3 times.
First wash the right, then the left.



4
Use a siwak
to brush
your teeth.



5
Mouth
3x
Wash your
mouth and
gargle 3 times.



6
Nose
3x
Put water into your
nose and blow.
Do this 3 times.



7
Face
3x
Wash the
entire face
3 times.



8
Arms
3x
Wash both arms
including the
elbows 3 times.



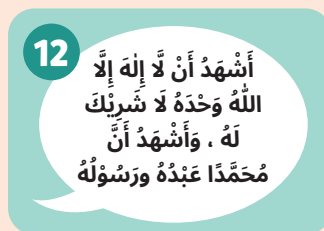
9
Wipe the head, starting from the
forehead to the back and from
the back to the forehead, once.



10
Wipe the
ears once.



11
Feet
3x
Wash both feet
including the
ankles 3 times.



12
أَشْهَدُ أَنْ لَا إِلَهَ إِلَّا
اللَّهُ وَحْدَهُ لَا شَرِيكَ
لَهُ، وَأَشْهَدُ أَنَّ
مُحَمَّدًا عَبْدُهُ وَرَسُولُهُ
Say the du'a
after wudu.



13
Throughout wudu, rub
the body parts and avoid
lengthy breaks in between.



Task 3

Which one comes first?

Put a tick (✓) next to the actions of wudu which you should do first.

1	a) Use a siwak <input type="radio"/>	OR	b) Say bismillah <input type="radio"/>
2	a) Pass wet hands over your head <input type="radio"/>	OR	b) Wipe the ears once <input type="radio"/>
3	a) Wash your left foot <input type="radio"/>	OR	b) Wash your right foot <input type="radio"/>
4	a) Pass wet hands over your head <input type="radio"/>	OR	b) Wash your arms <input type="radio"/>

I Act On What I Learn

I will do wudu like my Prophet ﷺ for the sake of Allah Alone!

P Progress Check



1. When we do wudu, we worship _____ .

2. What does niyyah mean?

3. What is the method of wudu? Act it out.


Lesson 12

The Fard Acts of Wudu



Learning Objectives

In this lesson, I will:



- Define fard
- Differentiate between fard and sunnah
- State the 7 fard acts of wudu



Key Words

Fard
Sunnah
Continuously

T Thinking Starter

What intention can we make when we start our wudu?

وضوء...

Fard and Sunnah

- 1 Some actions of wudu are **fard** (compulsory). This means that we have to do them. If we miss any of these, our wudu will NOT be done.
- 2 Some actions of wudu are **sunnah** (highly recommended actions which the Prophet صلى الله عليه وسلم did). This means that if you miss them out, your wudu will be done. But it will not be perfect like the wudu of our beloved Prophet صلى الله عليه وسلم.

You should only miss the sunnah acts if there isn't enough water, or there is some other need.



The 7 Fard Acts of Wudu

These are the 7 things we have to do to make our wudu correct.



1. Make an intention.

Intention (niyyah) is the reason behind doing something. Before starting, we should tell ourselves that we are doing wudu for Allah.



2. Wash the whole face once.

Make sure to include all parts of your face from the top of the forehead to your chin, and from one earlobe to the other.



3. Wash both arms up to and including the elbows once.

Make sure to include your elbows.



4. Wipe the entire head once.

Wipe the whole head by passing wet hands over it. Start from the front of the head and wipe all the way to the back of the head. Then bring the hands from the back to the front.



5. Wash both feet up to and including the ankles once.

Make sure to include your ankles when washing the feet.



6. Rub each body part in the steps above.



7. Continuously do each part of wudu without breaks.



Task 1

Match the words to their correct definitions.

Fard

You should try your best to do these, as the Prophet صلى الله عليه وسلم did them.

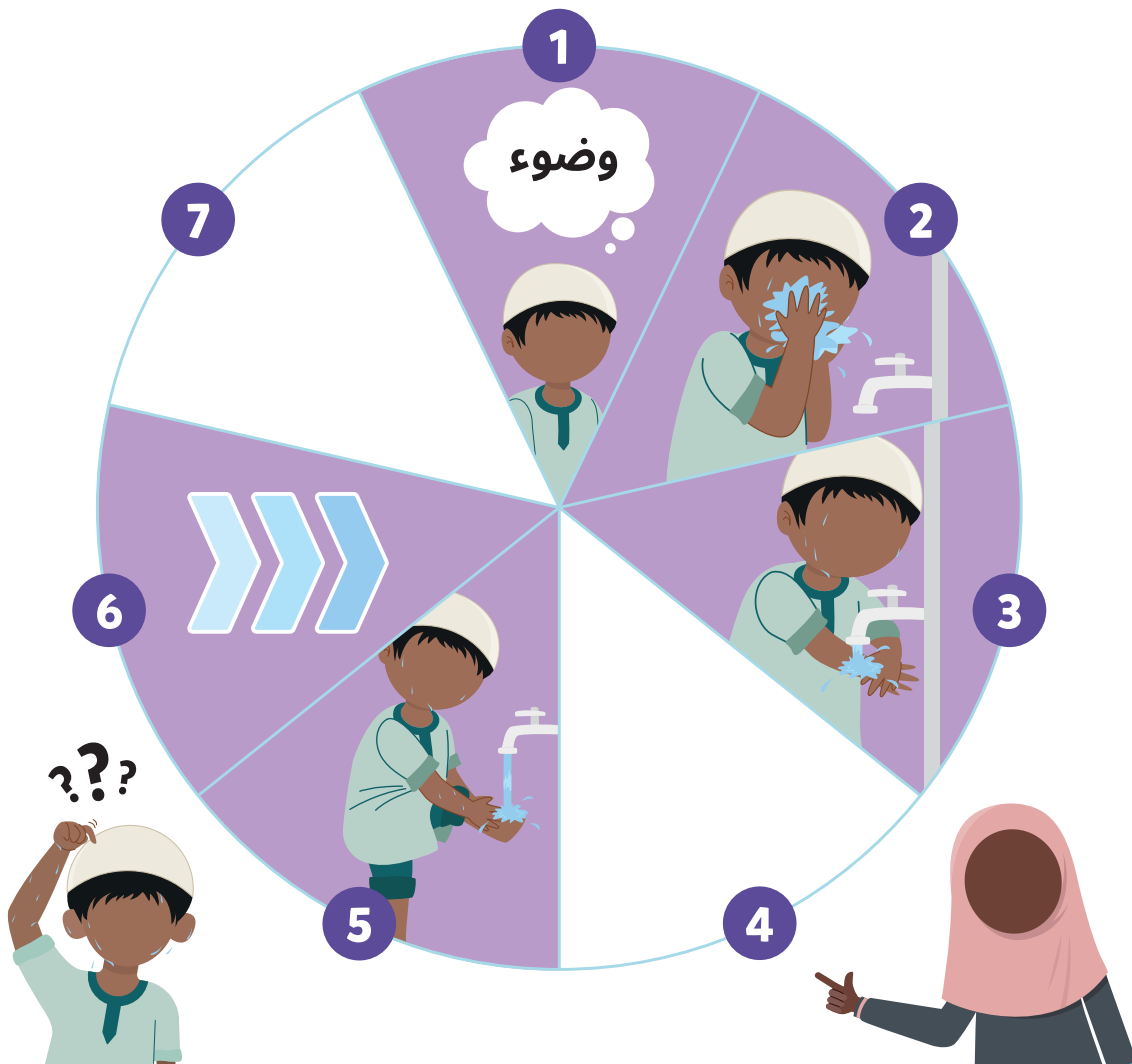
Sunnah

Those actions which you have to do. Without these, your wudu is not done.



Task 2

Maryam is helping her brother Musa to learn how to make wudu. Which fard steps did Musa forget to do?





Remember!

Each area has to be washed properly for wudu to be complete. If even one hair is left dry, wudu will not be complete.



Task 3

Which of the following actions are fard in wudu?



Washing your whole face.



Washing your mouth 3 times.



Washing your right and left arms.



Wiping your ears.



Wiping over your head.



Washing your feet.



Discuss the 7 fard actions of wudu with your partner.



Progress Check



1. What is the meaning of 'fard'?

2. What is the difference between the 'fard' and the 'sunnah' acts?

3. What are the 7 fard acts of wudu?



I Learn, I Act, I Share

WUDU

LEARNING FOR A
Life With Allah

Congratulations! You have learnt how to do wudu. You will now have the chance to practise doing wudu by demonstrating wudu to your classmate and an adult.

How to Do Wudu

- First, your teacher will demonstrate how to do wudu.
- Then you will do wudu in front of your classmate. Let them watch you and correct you. Once you can do it without any mistakes, let them sign you off.
- Then do wudu in front of your teacher/an adult, and let them sign you off too!

	Classmate	Adult
1 Make an intention.	<input type="radio"/>	<input type="radio"/>
2 Say Bismillah.	<input type="radio"/>	<input type="radio"/>
3 Wash the hands to the wrist 3 times . First wash the right, then the left.	<input type="radio"/>	<input type="radio"/>
4 Use a siwak to brush your teeth.	<input type="radio"/>	<input type="radio"/>
5 Wash your mouth and gargle 3 times .	<input type="radio"/>	<input type="radio"/>
6 Put water into your nose and blow. Do this 3 times .	<input type="radio"/>	<input type="radio"/>
7 Wash the entire face 3 times .	<input type="radio"/>	<input type="radio"/>

How to Do Wudu

	Classmate	Adult
8 Wash both arms including the elbows 3 times .	<input type="radio"/>	<input type="radio"/>
9 Wipe the head starting from the forehead to the back and from the back to the forehead once.	<input type="radio"/>	<input type="radio"/>
10 Wipe the ears once.	<input type="radio"/>	<input type="radio"/>
11 Wash both feet including the ankles 3 times .	<input type="radio"/>	<input type="radio"/>
12 Say the du'a after wudu.	<input type="radio"/>	<input type="radio"/>
<i>Throughout wudu, rub the body parts and avoid lengthy breaks in between.</i>	<input type="radio"/>	<input type="radio"/>

(write your name)

has successfully completed wudu.

Signed: _____

Classmate/Friend

Signed: _____

Parent/Teacher


Lesson 13

Actions That Break Wudu



Learning Objectives

In this lesson, I will:



- State what breaks wudu
- Identify how to make water reach the skin
- Explain why I should not waste water.



Key Words

- Repeat
- Barrier
- Waste

T Thinking Starter

What will happen if you pray salah without wudu?



We are only allowed to pray salah and touch the Qur'an if we have wudu. If our wudu breaks, we have to **repeat** it if we want to pray salah or touch the Qur'an.



What Are The Things That Break Wudu?

- 1 Going to the Toilet**
When we pass urine or stool, our wudu breaks.
- 2 Passing Wind**
If we pass wind, our wudu breaks even if we do it by accident.
- 3 Sleeping**
Falling into a deep sleep will break wudu. A light sleep will not break wudu.
- 4 Touching the Private Parts**
If the private parts of the body are touched without any **barrier**, wudu will break.







If any of these things happen to us, we will no longer have wudu.





Task 1

Put a cross (X) on the actions that break the wudu.



What should you do if your wudu breaks during salah?

Make Sure Water Reaches the Skin

During wudu, we must make sure that water reaches the skin. If you are wearing something tight like a ring or a watch, you should remove them or loosen them so water reaches the skin underneath.

We should also keep our nails short. Long nails have dirt underneath them which stops water from reaching the skin.



I Act On What I Learn

I will make sure I rub my body when doing wudu so water reaches everywhere.



Task 2

Use the words in the box to fill in the gaps.

Qur'an

salah

breaks

pure

A Muslim who has wudu is p _____ and clean. When someone's wudu b _____, the person has to make wudu again before performing _____ or reciting the Q _____.

Not Wasting Water

Water is a gift from Allah. We should not **waste** it by using too much water or leaving the tap running. After we finish doing wudu, we should clean the area so it is easier for other people to use it.

Allah does not like people who waste. Allah سبحانه وتعالى says:

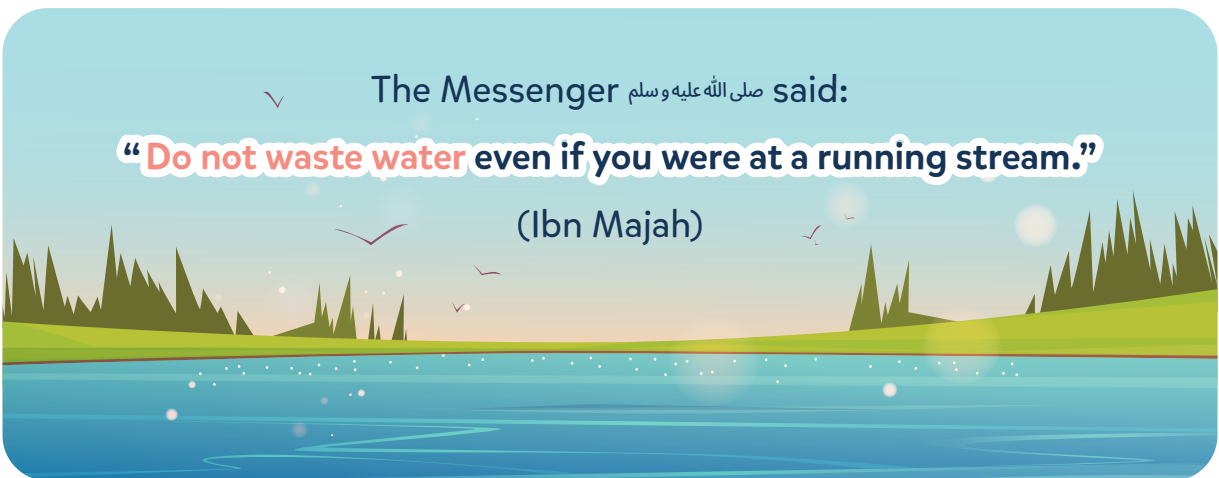
وَكُلُوا وَاشْرَبُوا وَلَا تُسْرِفُوا إِنَّهُ لَا يُحِبُّ الْمُسْرِفِينَ

“Eat and drink, but do not waste. Surely He does not like the wasteful.” (Surah al-A'raf: 31)

The Messenger صلى الله عليه وسلم said:

“Do not waste water even if you were at a running stream.”

(Ibn Majah)



What could you do to help the children in the masjid waste less water when making wudu?



Task 3

Design a poster for your masjid to remind everyone how to use water correctly when making wudu:

P Progress Check



1. List 3 things that will break wudu.

2. What should you do if you are wearing a watch when doing wudu?

3. Why should you not waste water?


Lesson 14

Why Is Salah Important?



Learning Objectives

In this lesson, I will:



Recognise that salah is the most important form of worship

Describe why salah is important

Explain how salah wipes away our sins



Key Words

Humble

Wash

River

T Thinking Starter

Why did Allah create you?



Salah: The 2nd Pillar of Islam

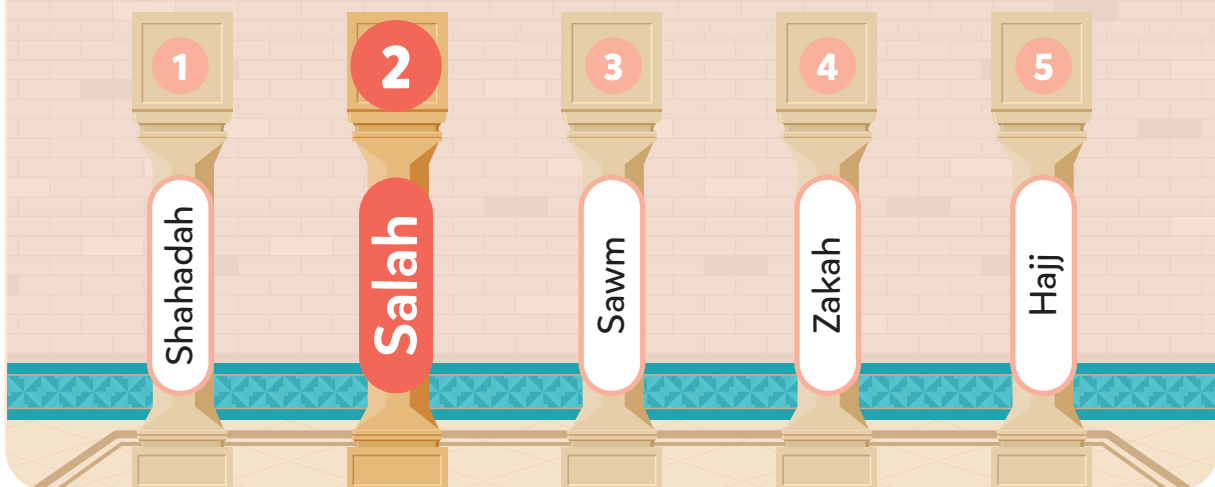
Salah is the second pillar of Islam.

Salah is the best and most important way to worship Allah.

Worshipping Allah means to love Him and to be **humble** towards him. This means that you lower yourself in front of Allah, who is the Master. And you tell Him: I am your weak servant, O Allah!

Humble:

When you are not proud, and you admit your mistakes.




Can you think of anything you do in salah which clearly shows that you are lowering yourself and being humble towards Allah?



Task 1

Can you spot the 5 differences?



Why is Salah Important?

Salah is important because:




Salah is the second pillar of Islam



Salah is the key to Paradise



Salah stops us from doing bad things



Salah washes our sins



Salah brings us closer to Allah



Did You Know?





Salah is mentioned approximately 100 times in the Qur'an. That's how important it is!





Task 2

Look at the pictures and write each word next to the correct picture.

Pillar	Key	Wash	Salah
	_____		_____
	_____		_____

Salah Will Wipe Out Your Sins

The Prophet صلى الله عليه وسلم explained that salah is like a river which flows outside your home.

One day, he asked the Companions رضي الله عنهم: “If there was a river at your door and someone took a bath in it five times a day, would you notice any dirt on him?”

They said, “Not a trace of dirt would be left.”

The Prophet صلى الله عليه وسلم said, “That is the example of the five prayers by which Allah removes sins.” (Bukhari)

A person who does not pray salah is like a person who hasn’t had a bath and they are dirty and smelling of sins.

Always pray your salah so you are clean of sins!

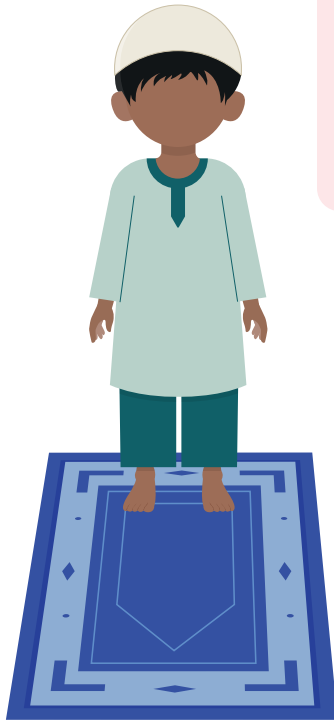





Task 3

Help Maryam to answer Musa's question.

What happens to your sins when you pray salah?





I Act On What I Learn

I will pray salah so it wipes away my sins.



P Progress Check



1. What is the most important way of worshipping Allah?

2. Why is salah important?

3. What does salah do to your sins?


Lesson 15

I Love Salah



Learning Objectives

In this lesson, I will:



Recall that the Prophet صلى الله عليه وسلم loved salah

Identify that salah is our connection with Allah

Explain why I should love salah



Key Words


Joy

Comfort

Connect

T Thinking Starter

Salah was a worship the Prophet صلى الله عليه وسلم loved. Why do you think this is?



The Prophet صلى الله عليه وسلم Loved Salah

The Prophet صلى الله عليه وسلم said:

وَجُعِلَتْ قُرَّةُ عَيْنِي فِي الصَّلَاةِ

“My utmost joy has been put in salah.” (Nasa’i)

The Prophet صلى الله عليه وسلم would be very happy and excited to pray salah. He loved getting the chance to talk with Allah. This is why he would say to Bilal رضي الله عنه, “Stand O Bilal (and say the adhan), and bring us **comfort** through salah”. (Abu Dawud)



M Memorise

Let's memorise this hadith. Tick the circle when you have memorised it.

Arabic with Meaning	Memorised
<p style="text-align: center;">وَجُعِلَتْ قُرَّةُ عَيْنِي فِي الصَّلَاةِ</p> <p style="text-align: center;">“My utmost joy has been put in salah.” (Nasa’i)</p>	<input type="radio"/>



Task 1

Read the above hadith again.


Colour in the word from the hadith which has a similar meaning to ‘happiness’ or ‘delight’.

UTMOST
JOY SALAH

Salah: My Connection with Allah

Our salah is not just a set of actions. It is a special time in which we can talk to Allah سبحانه وتعالى every day.

Praying salah should be a very important and special part of our lives. Salah is something we should look forward to everyday because it is our chance to connect with Allah.



I Love Salah

I love salah because:



I can talk to Allah سبحانه وتعالى



It is a sign that I am a believer



It keeps me away from Shaytan and sins



I will get amazing rewards and entry into Jannah



It gives me the special protection of Allah سبحانه وتعالى



It reminds me of Allah سبحانه وتعالى



Task 2

Answer Musa's question using all the words in the key word box on p. 63.



Why do you look forward to salah?

I Act On What I Learn

I will pray salah so that I can remember Allah.





Task 3

Maryam is making a poster.

Add some words and pictures to help her to complete the poster about how salah makes her super!

SUPER SALAH!

PROTECT
Salah protects me from

.....

REMIND
Salah reminds me of

CONNECT
Salah connects me to

.....

P Progress Check



1. What did the Prophet ﷺ say about salah?

2. When we pray salah, who do we connect to?

3. Why do you love salah?


Lesson 16

I Will Never Miss Salah



Learning Objectives

In this lesson, I will:



- Recognise the consequences of missing salah
- State the final words of the Prophet صلى الله عليه وسلم
- Reflect on the punishment of missing salah



Key Words

- To miss
- Sin
- Worried

T Thinking Starter

What happens when you miss salah?



Missing Salah is Like Losing Your Whole Family & Wealth

To miss salah on purpose is a very big sin. If a person misses salah, it is as though he has lost all his family and wealth. Just imagine how sad you would feel if you lost your whole family and everything you own!



How would you feel if you found out your whole family was gone and you were now alone?



Task 1

Tick (✓) the correct answer.

Missing salah is like...



Missing breakfast



Losing some money



Losing your whole family and wealth



Making wudu

IT'S STORY TIME!

The Final Words of the Prophet ﷺ

The Prophet ﷺ was extremely sick. These were his final days. Soon, he would pass away.

On one of those days, he got up and asked, “**Have the people prayed?**” The Companions رضي الله عنهم replied, “No, O Messenger of Allah, they are waiting for you.”

He replied, “Bring water so I can do wudu.” When water was brought, he was not able to get up. He collapsed and fainted.

When he woke up again, the first thing he asked was: “**Have the people prayed?**” When they told him that they hadn’t prayed yet, he asked for water again. But when the water was brought, he fainted again.

This happened three times. In the end, he asked that Abu Bakr رضي الله عنه should lead the prayer.

As the days went on, the Prophet ﷺ was getting even more sick. He couldn’t even brush his own teeth. But he kept repeating, “**Salah, salah.**” These were his final words. Even though he was in so much pain, he was so **worried** about his Ummah praying salah.

Just a day or two before he passed away, he suddenly felt a little better. So he stood up, moved the curtain from his house and he saw the Masjid filled with people praying! His face broke into a smile because he was so happy to see all his Companions lined up in straight rows, all praying salah!



Imagine seeing the smile of the Prophet ﷺ!



Task 2

Help Maryam to answer Musa's questions about the story.



Who was worried about salah?



Why did the people not pray salah?



What were the final words of the Prophet صلى الله عليه وسلم?



What made the Prophet صلى الله عليه وسلم smile at the end?

The Punishment for Missing Salah

A person who misses salah all the time without an excuse will be with the worst people on the Day of Judgement.



Would you rather be with the Prophet صلى الله عليه وسلم and his special friends or with the evil and bad people?




Task 3

Fill in the gaps and then find the answers in the word search below.

_____ is the most important act of worship.


When you miss salah, it is like losing all your money and _____.

A person who does not pray will be with the w_____ people on the Day of Judgement.



I Act On What I Learn

I will never miss my salah.



P Progress Check



1. What is it like losing if you miss your salah?

2. What were the final words of the Prophet ﷺ?

3. What is the punishment for missing salah?


Lesson 17

Times of Salah



Learning Objectives

In this lesson, I will:



- Recall the number of salahs in a day
- Identify the different times of salah
- Explain why I should pray in the masjid



Key Words

Time
Shadow
Imam

T Thinking Starter

Why can't we pray all our 5 salahs at the same time?




The Five Salahs

Allah سبحانه وتعالى has made 5 salahs compulsory during the day and night. We pray these salahs at different **times**. These times have been fixed by Allah. We cannot pray whenever we want.

The five daily salahs are:



Fajr



Zuhr



Asr



Maghrib




Isha



Task 1


Complete the crossword by filling in the names of the five salahs.



- Fajr
- Zuhr
- Asr
- Maghrib
- Isha

The Times of the 5 Daily Salahs

Each salah has a **beginning time** and an **end time**. We can only pray salah in its own time. We cannot pray before or after it.



Fajr

At the beginning of the day (dawn).



Zuhr

When the sun moves from the middle of the sky.



Asr

When your **shadow** becomes as long as you.



Maghrib

After the sun sets.



Isha

After darkness appears.





I will make sure that I pray all of my salahs on time.




Task 2


Write the names of the correct salah next to the pictures below.











Praying Salah in the Masjid

The masjid is the house of Allah. The masjid is for salah, dhikr (remembering Allah) and praying the Qur'an.

We should try to pray all our salah in the masjid with the imam.



Did You Know?

Praying salah together with the imam is 27 times more rewarding than praying alone!



I Act On What I Learn

I will try my best to pray all the salahs in the masjid.



Task 3

Draw a picture of your local or favourite masjid.

What is the name of the masjid?

What is the name of the imam of your masjid?

P Progress Check



1. How many salahs are there in a day?

2. What are the times for the 5 salahs?

3. Why should you pray salah in the masjid?


Lesson 18

Praying Salah on Time



Learning Objectives

In this lesson, I will:



State the importance of praying salah on time

Describe what the Prophet صلى الله عليه وسلم did when hearing the adhan

Explain what to do if I miss a salah



Key Words

Fixed

Delay

Rush

T Thinking Starter

Can you come to school or madrasah at any time you want?



Pray Salah on Time


Allah سبحانه وتعالى says in the Qur'an:

إِنَّ الصَّلَاةَ كَانَتْ عَلَى الْمُؤْمِنِينَ كِتَابًا مَّوْقُوتًا

“Indeed, performing prayers is a duty on the believers at the **fixed** time.” (Surah an-Nisa: 103)

Allah سبحانه وتعالى has commanded us to pray each salah at a **fixed** time. We must pray salah at the right time. To **delay** salah or to pray at the wrong time is a big sin.

Delay: To do something later than you are supposed to.





Task 1

In this busy picture, there are 2 children who have remembered to pray salah on time.

Can you find them?



It is very important that we plan our day in a way where we can pray our 5 salahs **at the right times**.



The Prophet صلى الله عليه وسلم Rushed to Salah

The Prophet صلى الله عليه وسلم **loved** salah. He loved to go to the masjid to pray. When he was in his home and he heard the adhan, he quickly went to the masjid. He didn't want to delay talking to Allah.



Whenever I hear the adhan, I will stop what I am doing and **rush** to pray salah.



Task 2

What should Musa do next?

Draw and write your answers in the empty box.



Musa hears the adhan for Zuhr salah while he is playing football

Making Up for Missed Salah

Praying salah at the correct time is very important. We can only pray salah at the time Allah has set.

Sometimes, because of forgetting or being asleep, we may miss our salah.

What should we do if we miss our salah by accident?

As soon as we remember that we have missed a salah, we should **rush** to pray it and make up for the missed salah.





Task 3

Use the code below to find the hidden sentence.


A	B	C	D	E	F	G	H	I	J	K	L	M

N	O	P	Q	R	S	T	U	V	W	X	Y	Z

<input type="text"/>	<input type="text"/>	<input type="text"/>	<input type="text"/>	<input type="text"/>	<input type="text"/>	<input type="text"/>	<input type="text"/>	<input type="text"/>	
<input type="text"/>	<input type="text"/>	<input type="text"/>	<input type="text"/>	<input type="text"/>	<input type="text"/>	<input type="text"/>	<input type="text"/>	<input type="text"/>	<input type="text"/>
<input type="text"/>	<input type="text"/>	<input type="text"/>	<input type="text"/>	<input type="text"/>	<input type="text"/>	<input type="text"/>	<input type="text"/>	<input type="text"/>	
<input type="text"/>	<input type="text"/>	<input type="text"/>	<input type="text"/>	<input type="text"/>	<input type="text"/>	<input type="text"/>	<input type="text"/>	<input type="text"/>	

I Act On What I Learn

I pray every salah at the correct time. I do not delay any salah.



P Progress Check



- When should we pray salah?

- What did the Prophet صلى الله عليه وسلم do upon hearing the adhan?

- What should we do if we miss a salah?

IT'S NASHID TIME!

The Salah Nashid

Fajr is the morning salah
Before sunrise we pray
Then comes Zuhr, after zawal
It's around the middle of the day
Asr in the late afternoon is done
Maghrib after dusk when the sun has gone
Isha we pray when the night is dark
Now I know my five salah
With you

Salah is one of five pillars of Islam
Of all of our deeds, it's the best by far
We get to converse with Allah, at very special times
and we reprioritise

Everyone who prays, oh Allah knows
It's like he bathed in a river outside his home
No dirt remains, minor sins cleansed away, every day
that's what my Nabi says (صلى الله عليه وسلم)

Every day we pray, at appointed times
We turn to Allah, bring blessings to our lives
A gift for the Ummah, given to Muhammad صلى الله عليه وسلم
Was the coolness of his eyes

By Zain Bhikha




Lesson 19

How Should I Pray Salah?



Learning Objectives

In this lesson, I will:



State how the Prophet ﷺ told us to pray

Describe how our Prophet ﷺ would pray salah

Reflect on how the Prophet ﷺ would be grateful



Key Words

Example

Calmly

Forgiven



T Thinking Starter

Who do you think prayed the best salah?


Pray Like You See Me Pray

The Prophet ﷺ wanted us to pray like him. He told us:

صَلُّوا كَمَا رَأَيْتُمُونِي أُصَلِّي

“Pray like you see me pray.” (Bukhari)

The Prophet ﷺ showed us the right way to pray, not just with our bodies but also with our hearts. By following the **example** of the Prophet ﷺ, we can learn to pray in the best way possible and get closer to Allah.







Task 1

One way to learn something is to copy a good example.

Copy the picture which shows an example of a masjid. You might find it easier to copy one square at a time.



I Try to Pray Salah Like My Prophet ﷺ

Our Prophet ﷺ loved to worship Allah. He loved salah the most. He tried his best to pray salah for as long as he could so he could talk to Allah for longer. He would pray slowly and **calmly**. He would not rush or pray quickly.



I will try to pray salah like my Prophet ﷺ



Task 2

Draw lines to match the words to their opposites.

Slow

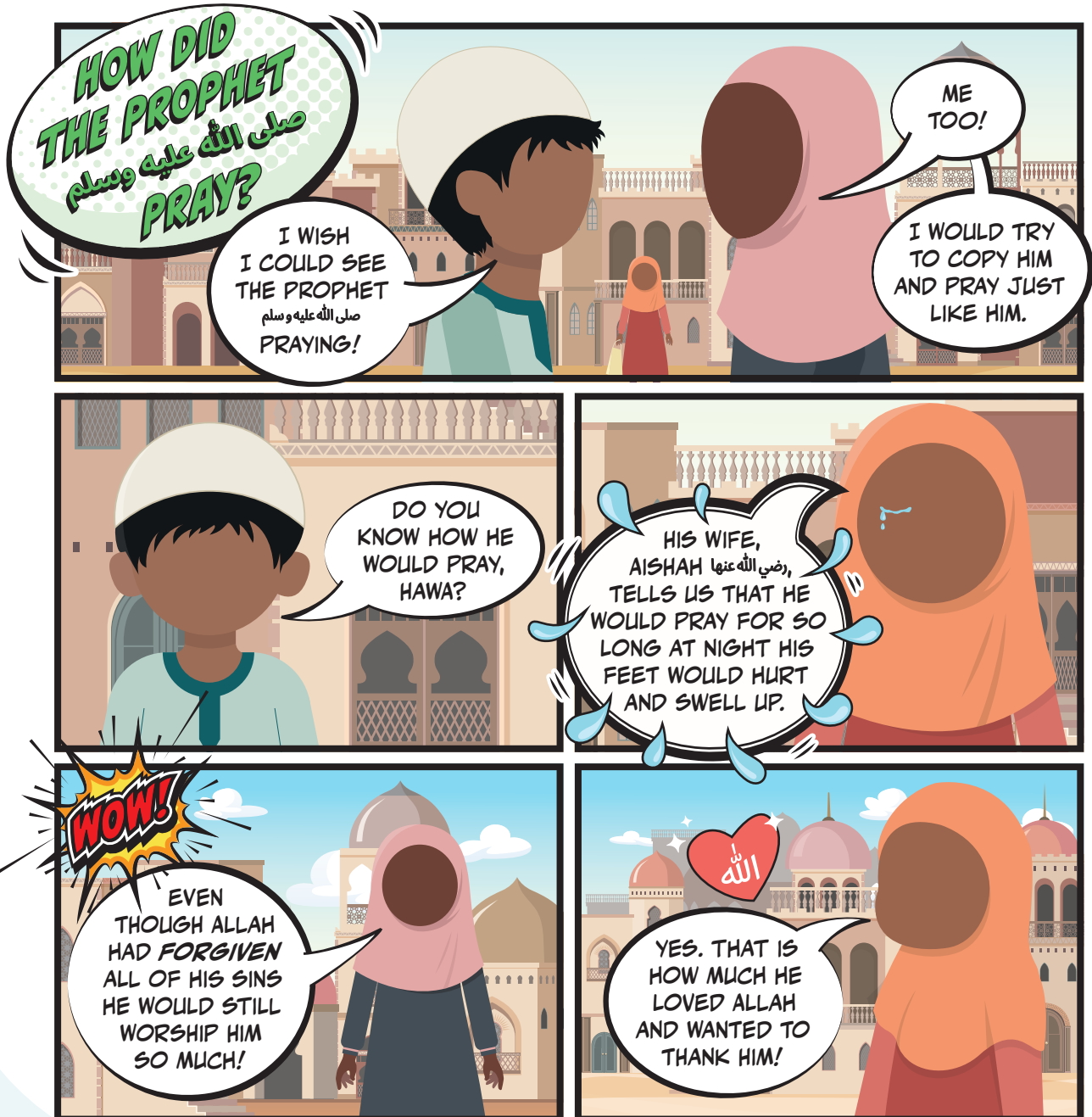
Calm

Restless

Fast

Which of these words describe how to pray?

_____ and _____.





Task 3



Why did the Prophet ﷺ pray so much?

I Act On What I Learn

I will pray calmly like my Prophet ﷺ.

P Progress Check



1. Whose salah is the best example for us to follow?

2. Did the Prophet ﷺ rush his salah?

3. Why would our Prophet ﷺ pray for so long?


Lesson 20

How to Pray Salah (Part 1)



Learning Objectives

In this lesson, I will:



- Recall how to get ready for salah
- Identify what intention to make
- Describe the first 4 steps of salah



Key Words

- Intention
- Takbir
- Qiyam

T Thinking Starter

How would you prepare if you were going to meet an important person or king?



Getting Ready!

When you go to meet an important person or a king, you smell nice and wear your best clothes.

When getting ready for salah, we are meeting the REAL King: Allah.

Do wudu

Use siwak

Wear your best clothes

Smell nice

Now that you are ready, face the qiblah. Remember that you are standing in front of the King of all kings.



Task 1

Add one more picture to the train to show what you can do to get ready for salah.



1 Intention

Decide and make the **intention** of praying the salah you want in your heart. Example: "I am praying Asr salah."

Pray only for Allah and not to show off or because you are scared of getting into trouble. Your intention should be only to please Allah.



2 Raise Your Hands & Say Takbir

Raise your hands. Say the **takbir** and fold your hands. The takbir is:

اللَّهُ أَكْبَرُ

"Allah is the Greatest."

Get ready to talk to Allah.






Task 2

Trace and Say.

الله أكبر


“Allah is the Greatest.”



3 Qiyam (Standing) & Surah al-Fatihah

Recite Surah al-Fatihah. Then pray anything from the Qur'an. Move your tongue when praying so you can hear yourself.

Remind yourself that you are standing in **qiyam** in front of Allah. **Do not** look around. Keep your eyes on the floor.



Did You Know?

When you pray Surah al-Fatihah, Allah replies to every sentence!



4 Ruku' (Bowing)

Say Allahu Akbar and go into ruku'. Read this dhikr as many times as you can:

سُبْحَانَ رَبِّيَ الْعَظِيمِ

“How perfect is my Lord,
the Magnificent.”

Make your back and head in a straight line.



Task 3

Fill in the gap to complete what you should say in ruku' and its meaning.

• _____ سُبْحَانَ رَبِّيَ

“How perfect is my Lord, the _____.”



What is the maximum number of times you can say this?



P Progress Check



1. How should you get ready for salah?

2. What intention should you make when praying salah?

3. What are the first 4 steps of salah?


Lesson 21

How to Pray Salah (Part 2)



Learning Objectives

In this lesson, I will:



- Recall what to say after ruku'
- Demonstrate how to do sujud
- Reflect on why sujud is the most important part of salah



Key Words

- Ruku'
- Sujud (Prostration)
- Closest

T Thinking Starter

Can you do sujud (prostrate) to anyone besides Allah?




Task 1

Role Play

Work in pairs. Take it in turns to demonstrate the first 4 steps of salah to your partner.

Include:

- How to get ready for Salah**
- Step 1: Intention**
- Step 2: Takbir**
- Step 3: Standing (Qiyam)**
- Step 4: Ruku (Bowing)**



Your intention does not need to be said out aloud in salah - but for this task you can say it so your partner can hear your thoughts!

5 Standing Up From Ruku'

Lift your head from ruku' saying:

سَمِعَ اللَّهُ لِمَنْ حَمِدَهُ

“Allah has heard the one who praised Him.”



Then stand straight and rest. Then say:

رَبَّنَا وَلَكَ الْحَمْدُ

“Our Lord, to You Alone belongs all thanks and praise.”



6 Going into Sujud (Prostration)

Go into **sujud** saying Allahu Akbar.

Put your knees, then hands, then nose and forehead on the ground.

Say this dhikr as many times as you can:

سُبْحَانَ رَبِّيَ الْأَعْلَى

“How Perfect is my Lord, the Most High.”

Make sure your forehead and nose stay on the ground.



Sujud is the most important part of salah. Sujud is the **closest** you can be to Allah. When you are in sujud, it is like you saying: 'I am weak and Allah is the Greatest'.



Did You Know?

We are only allowed to do sujud to Allah and no one else. Doing sujud to anyone besides Allah is haram!

7 Sitting Between the Two Sujud

Lift your head from sujud saying Allahu Akbar and sit down.



8 The Second Sujud

Then go into the sujud again and do the same as you did in the first sujud.



You have now completed the first rak'ah of salah!



Task 2


Write down what Musa should say when he is in sujud.
Try to use your best Arabic handwriting!



Task 3

How many steps of salah can you spell from these letters?
You can use the same letter more than once.

R	A	K
S	U	H
J	D	T



Which of these is the most important part of salah?



Progress Check



1. What should you say when you stand up from ruku'?

2. How do you perform sujud?

3. Why is sujud the most important part of salah?


Lesson 22

How to Pray Salah (Part 3)



Learning Objectives

In this lesson, I will:



- Identify how to start the second rak'ah
- State what to do in qa'dah
- Revise the tashahhud



Key Words

- Rak'ah
- Qa'dah
- Tashahhud

T Thinking Starter

Who should we pray salah for?

Mum

Dad

الله

Teacher

Best Friend




Task 1

Role Play

Work in pairs. Take it in turns to demonstrate the first 8 steps of salah to complete the first rak'ah.

Include:


- ✓ How to get ready for Salah
- ✓ Step 1: Intention
- ✓ Step 2: Takbir
- ✓ Step 3: Standing (Qiyam)
- ✓ Step 4: Ruku (Bowing)
- ✓ Step 5: Standing Up From Ruku'
- ✓ Step 6: Going into Sujud (Prostration)
- ✓ Step 7: Sitting Between the Two Sujud
- ✓ Step 8: The Second Sujud



9 Starting the Second Rak'ah

To begin the second rak'ah, lift your head from sujud and stand up again.

Recite Surah al-Fatihah and then a few other verses from the Qur'an. Then do everything you did in the first rak'ah.



10 Al-Qa'dah al-Akhirah (The Last Sitting)

After the second sujud, sit and recite the tashahhud.

السَّلَامُ عَلَيْكَ أَيُّهَا النَّبِيُّ وَرَحْمَةُ اللَّهِ وَبَرَكَاتُهُ، أَلَسَّلَامُ عَلَيْنَا وَعَلَىٰ عِبَادِ اللَّهِ الصَّالِحِينَ، أَشْهَدُ أَنْ لَا إِلَهَ إِلَّا اللَّهُ، وَأَشْهَدُ أَنَّ مُحَمَّدًا عَبْدُهُ وَرَسُولُهُ

“Greetings, pure things, goodness and prayers are for Allah. Peace be upon you O Prophet; and the mercy of Allah and His blessings. Peace be upon us and on the pious servants of Allah. I bear witness that there is no god worthy of worship except Allah. And I bear witness that Muhammad is His servant and Messenger.”





Task 2

Can you help Maryam memorise the tashahhud? Colour in the correct answers.

لِلَّهِ، الزَّاكِيَّاتُ لِلَّهِ، الطَّيِّبَاتُ الصَّلَوَاتُ لِلَّهِ _____

السَّلَامُ

التَّحِيَّاتُ

الطَّيِّبَاتُ



اللَّهُ وَبَرَكَاتُهُ _____ أَلَسَّلَامُ عَلَيْكَ أَيُّهَا النَّبِيُّ

وَرَحْمَةً

عِبَادِ

الصَّالِحِينَ



اللَّهُ الصَّالِحِينَ _____ أَلَسَّلَامُ عَلَيْنَا وَعَلَى

اللَّهُ

أَشْهَدُ

عِبَادِ




أَشْهَدُ أَنْ لَا إِلَهَ إِلَّا اللَّهُ، وَأَشْهَدُ أَنَّ

عَبْدُهُ وَرَسُولُهُ _____

مُحَمَّدًا

أَلَسَّلَامُ

وَرَحْمَةً






Task 3

When we say the tashahhud, we are reminding ourselves of the most important belief.

Choose the correct answer to the question below.

What is the most important belief?

There is only One God who we should all _____.



P Progress Check



1. How should you start the second rak'ah?

2. What should you do in the qa'dah?

3. Recite the tashahhud to your partner.


Lesson 23

How to Pray Salah (Part 4)



Learning Objectives

In this lesson, I will:



Memorise as-salat al-ibrahimiyyah

Identify that there is a du'a before salam

Explain how to end salah



Key Words

As-salat al-ibrahimiyyah

Du'a before salam

Peace - سَلَامٌ

T Thinking Starter

In every salah, we always remember our beloved Prophet Muhammad صلى الله عليه وسلم. We also remember another Prophet. Do you know his name?

11 As-Salat Al-Ibrahimiyyah

If you are praying a salah which is completed after 2 rak'ahs, read **as-salat al-ibrahimiyyah** after tashahhud.

اللَّهُمَّ صَلِّ عَلَى مُحَمَّدٍ وَعَلَى آلِ مُحَمَّدٍ، كَمَا صَلَّيْتَ عَلَى إِبْرَاهِيمَ وَعَلَى
آلِ إِبْرَاهِيمَ، إِنَّكَ حَمِيدٌ مَّجِيدٌ، اللَّهُمَّ بَارِكْ عَلَى مُحَمَّدٍ وَعَلَى آلِ مُحَمَّدٍ،
كَمَا بَارَكْتَ عَلَى إِبْرَاهِيمَ وَعَلَى آلِ إِبْرَاهِيمَ، إِنَّكَ حَمِيدٌ مَّجِيدٌ

“O Allah, honour and have mercy upon Muhammad and the family of Muhammad as You have honoured and had mercy upon Ibrahim and the family of Ibrahim: indeed, You are the Most Praiseworthy, the Most Glorious. O Allah, bless Muhammad and the family of Muhammad as You have blessed Ibrahim and the family of Ibrahim: indeed, You are the Most Praiseworthy, the Most Glorious.”

الصلاة
الابراهيمية





Task 1

Read (the above) as-salat al-Ibrahimiyyah again.

Circle the name of Prophet Muhammad صلى الله عليه وسلم each time it is mentioned.



Underline the name of Prophet Ibrahim عليه السلام each time it is mentioned.



12 Du'a Before Salam

After saying the as-salat al-Ibrahimiyyah, you can make a du'a. One of the du'as the Prophet صلى الله عليه وسلم would say was:

اللَّهُمَّ إِنِّي أَعُوذُ بِكَ مِنْ عَذَابِ جَهَنَّمَ ، وَمِنْ عَذَابِ الْقَبْرِ ،
وَمِنْ فِتْنَةِ الْمَحْيَا وَالْمَمَاتِ ، وَمِنْ شَرِّ فِتْنَةِ الْمَسِيحِ الدَّجَالِ

“O Allah, I seek Your protection from the punishment of the fire, from the punishment of the grave, from the trials of life and death, and from the evil of the trial of al-Masih al-Dajjal.”



Can you memorise the above du'a before salam?



13 Salam

End your salah with salam. Turn your head to the right saying:

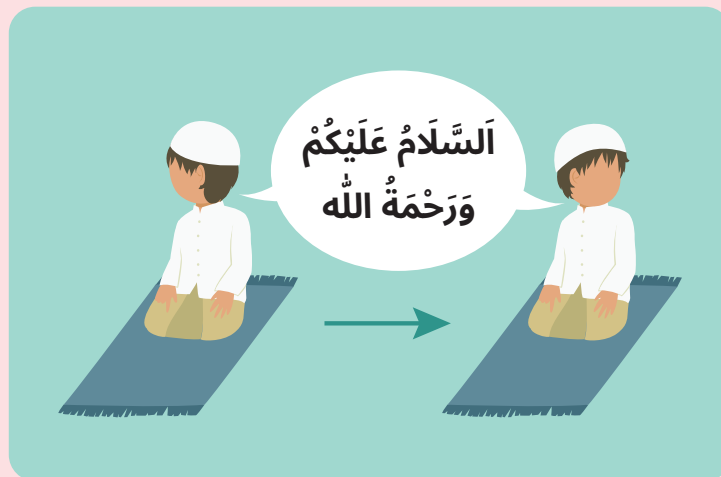
السَّلَامُ عَلَيْكُمْ وَرَحْمَةُ اللَّهِ

“May the peace and mercy of Allah be upon you.”

Then turn your head to the left saying:

السَّلَامُ عَلَيْكُمْ وَرَحْمَةُ اللَّهِ

“May the peace and mercy of Allah be upon you.”



This is the end of your conversation with Allah.



Task 2

What does **السَّلَامُ عَلَيْكُمْ وَرَحْمَةُ اللَّهِ** mean? Tick (✓) the correct answer.

Allah is the Greatest!



Yay! I've finished my salah.



May the peace and mercy of Allah be upon you.





Task 3

Complete the comic-strip to show the correct way to end salah.



P Progress Check



1. What is as-salat al-Ibrahimiyyah?

2. What should you do after reciting as-salat al-Ibrahimiyyah?

3. How do you end salah?



I Learn, I Act, I Share

PRAY A 2 RAK'AH SALAH

LEARNING FOR A
Life With Allah

Congratulations! You have now learnt how to pray a full 2 rak'ah salah. You will now have the chance to review your learning by demonstrating how to pray a complete salah to your classmate or teacher.

How to Pray 2 Rak'ahs

- First, your teacher will demonstrate how to pray a 2 rak'ah salah.
- You will now put your learning into practice by praying a 2 rak'ah salah. Let your classmate watch you and correct you. Once you can pray it with no mistakes, they can sign you off!
- Then pray in front of an adult, and they can sign you off as well.

The 1st Rak'ah	Classmate	Adult
1 Make an intention	<input type="radio"/>	<input type="radio"/>
2 Start the salah with takbir	<input type="radio"/>	<input type="radio"/>
3 Recite Surah al-Fatihah and a few other verses from the Qur'an	<input type="radio"/>	<input type="radio"/>
4 Go into ruku'	<input type="radio"/>	<input type="radio"/>
5 Stand up after ruku'	<input type="radio"/>	<input type="radio"/>
6 Then go into sujud	<input type="radio"/>	<input type="radio"/>
7 Sit up from sujud	<input type="radio"/>	<input type="radio"/>
8 Go into sujud again	<input type="radio"/>	<input type="radio"/>
9 Then stand to pray the second rak'ah	<input type="radio"/>	<input type="radio"/>

How to Pray 2 Rak'ahs

The 2nd Rak'ah	Classmate	Adult
10 Do everything you did in the first rak'ah	<input type="radio"/>	<input type="radio"/>
11 After the second sujud, sit down in qa'dah	<input type="radio"/>	<input type="radio"/>
12 Recite the tashahhud	<input type="radio"/>	<input type="radio"/>
13 Recite as-salat al-Ibrahimiyyah	<input type="radio"/>	<input type="radio"/>
14 Recite the du'a before salam	<input type="radio"/>	<input type="radio"/>
15 End with salam	<input type="radio"/>	<input type="radio"/>

(write your name)

has successfully completed a 2 rak'ah salah.

Signed: _____

Classmate/Friend

Signed: _____

Parent/Teacher


Lesson 24

How to Pray 3 Rak'ahs



Learning Objectives

In this lesson, I will:



- Differentiate between the first and last sitting
- Recognise that only Surah al-Fatihah should be recited in the 3rd rak'ah
- Practise a 3 rak'ah salah



Key Words

- First sitting
- Last sitting

T Thinking Starter

Name a salah which has 3 fard rak'ahs.



The 1st Rak'ah




Face the qiblah and make an intention for salah in the heart.



Say the takbir, raise your hands and fold them.




Recite Surah al-Fatihah and a few other verses from the Qur'an.



Then follow the remaining steps from lessons 20 and 21.


The 2nd Rak'ah



To begin the second rak'ah, lift your head from sujud and stand up again.



Recite Surah al-Fatihah and a few other verses from the Qur'an.



Then do everything that you did in the first rak'ah.



After the second sujud, sit and recite tashahhud.

This is the **first sitting**. In this sitting, you **ONLY** recite the tashahhud.



The 3rd Rak'ah



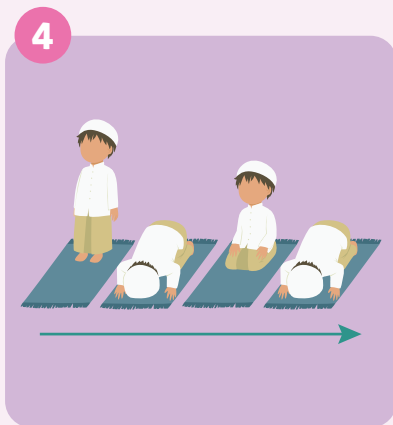
To begin the third rak'ah, stand up again from the sitting position.



Recite Surah al-Fatihah only.



Say Allahu Akbar and bow into ruku' as before.



Continue the rest of the rak'ah as before.

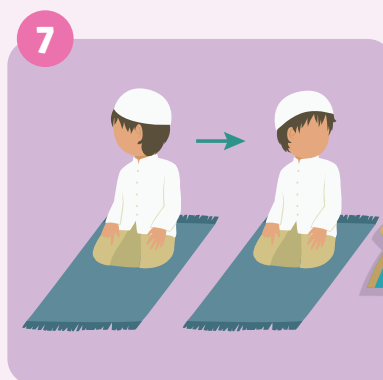


After the second sujud, sit and recite tashahhud.



Then recite as-salat al-Ibrahimiyyah and the du'a before salam.

This is the **last sitting**. In the last sitting, you recite the tashahhud, as-salat al-Ibrahimiyyah and the du'a before salam.



End your salah with salam.





Task 1

Colour in the box which is true.

In the final sitting, you ONLY recite the tashahhud.

In the first sitting, you ONLY recite the tashahhud.




Task 2

Role Play

Imagine you are an imam of the local masjid. Today, you have been chosen to lead the Maghrib salah. Work in pairs. Take it in turns to demonstrate how you would lead the salah.

- How to get ready for salah
- Step 1: Intention
- Step 2: Takbir
- Step 3: First rak'ah
- Step 4: Second rak'ah
- Step 5: First sitting (tashahhud only)
- Step 6: Third rak'ah
- Step 7: Last sitting



P Progress Check



1. What should you say in the first sitting?

2. What should you say in the last sitting after tashahhud?

3. What should you recite in the 3rd rak'ah?


Lesson 25

How to Pray 4 Rak'ahs



Learning Objectives

In this lesson, I will:



Identify what to recite in the 3rd and 4th rak'ah

Practise a 4 rak'ah salah

Memorise what to say after salah



Key Words

Adhkar

Forgiveness

Seek

T Thinking Starter

Name 3 salahs which have 4 fard rak'ahs.

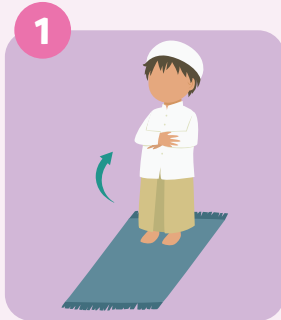


The First 3 Rak'ahs

If you are praying a salah which has 4 rak'ahs, then you will pray 3 rak'ahs as you have learnt in the previous lesson. However, you will NOT sit at the end of the 3 rak'ah for the last sitting. Instead you will stand up from sujud and start your 4th rak'ah.



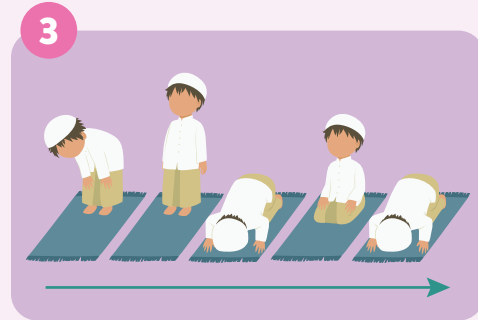
The 4th Rak'ah



1 To begin the fourth rak'ah, lift your head from sujud and stand up again after the third rak'ah.



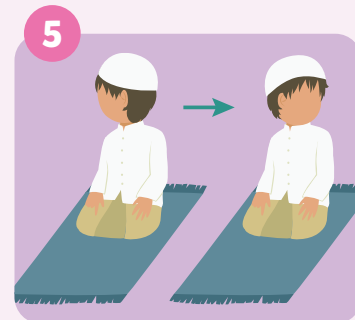
2 Recite Surah al-Fatihah only.



3 Then do everything that you did in the previous rak'ah.



4 After the second sujud, sit and recite tashahhud. Then recite as-salat al-Ibrahimiyyah and the du'a before salam.



5 End your salah with salam.



Task 1

Role Play

Work in pairs. Take it in turns to demonstrate a 4 rak'ah salah.

- ✔️ How to get ready for Salah
- ✔️ Step 3: First rak'ah
- ✔️ Step 6: Third rak'ah
- ✔️ Step 1: Intention
- ✔️ Step 4: Second rak'ah
- ✔️ Step 7: Fourth rak'ah
- ✔️ Step 2: Takbir
- ✔️ Step 5: First sitting (tashahhud only)
- ✔️ Step 8: Last sitting



Task 2

Spot and correct the mistakes in this table.

1st Rak'ah	Recite Surah al-Fatihah	Recite a few other verses from the Qur'an	
2nd Rak'ah	Recite Surah al-Fatihah	Recite a few other verses from the Qur'an	
First Sitting (Short)	Recite tashahhud	Recite as-salat al-Ibrahimiyyah	
3rd Rak'ah	Recite Surah al-Fatihah	Recite a few other verses from the Qur'an	
4th Rak'ah	Recite Surah al-Fatihah		
Last Sitting (Long)	Recite tashahhud	Recite as-salat al-Ibrahimiyyah	Recite the du'a before salam

Adhkar After Salah

After finishing salah, we should sit and remember Allah. We can do this by reciting the 'adhkar after salah'. They should only be recited after the fard salah.



Do you know how many fard salahs there are?



Task 3

Colour in and memorise the following adhkar after salah.

أَسْتَغْفِرُ اللَّهَ (x3)

“I seek the forgiveness of Allah.” (x3)

اللَّهُمَّ أَنْتَ السَّلَامُ ، وَمِنْكَ السَّلَامُ ،
تَبَارَكْتَ يَا ذَا الْجَلَالِ وَالْإِكْرَامِ.

“O Allah, You are The Flawless and
The Source of Peace, and from
You comes peace. Blessed are You,
full of Majesty and Honour.”

(Muslim)



Did You Know?

We often make mistakes in salah, or start thinking about other things. This is why we say sorry to Allah and ask Him to forgive us.

P Progress Check



1. What should you recite in the 3rd and 4th rak'ah?

2. Describe one difference between the 3rd rak'ah and the 4th rak'ah in a 4 rak'ah salah.

3. What can you say after you finish salah?

Word Bank

Aa

- Adhkar
- Ankles
- As-salat al-Ibrahimiyyah

Cc

- Calmly
- Clean
- Cleanliness - طُهُورٌ
- Closest
- Comfort
- Commands
- Compulsory
- Connect
- Continuously

Dd

- Delay
- Du'a before salam

Bb

- Barrier

Ee

- Example

Ff

- Fard
- First sitting
- Five
- Fixed
- Forgive
- Forgiveness
- Foundation

Hh

- Hajj
- Humble
- Hygiene

Jj

- Joy

Ii

- Imam
- Intention - نِيَّةٌ
- Istinja

Ll

- Last sitting
- Left/Right

FIQH

LEVEL 2

Mm

- Messenger

Qq

- Qa'dah
- Qiyam

Ss

- Salah - صَلَاةٌ
- Sawm (Fasting) - صَوْمٌ
- Seek
- Servant
- Shadow
- Shahadah
- Shine
- Shining Heart
- Sin
- Sujud (Prostration)
- Sunnah
- Surroundings

Nn

- Needy

Rr

- Rak'ah
- Ramadan - رَمَضَانُ
- Recognise
- Remember
- Repeat
- Ritual
- River
- Ruku'
- Rush

Pp

- Peace - سَلَامٌ
- Pilgrimage
- Pillar
- Purification - طَهَارَةٌ

Tt

- Takbir
- Tashahhud
- Time
- To miss

Ww

- Wash
- Waste
- Wealth
- Worried
- Wrists
- Wudu

Zz

- Zakah



MY VALUES



**I Am a Servant
of Allah**



**I Love Allah &
His Messenger**

صلى الله عليه وسلم



**I Am Strong in
My Belief**



**I Aim for the
Best**



**I Polish My
Heart**



I Am Kind



**I Help My
Ummah**



**I Am
Responsible**



This page intentionally left blank

Continue your Quranic journey with:



Life With Allah



Qur'anic Tarbiyah

www.quranictarbiyah.com