

MALIKI

# FIQH & ‘UBUDIYYAH

LEVEL 1



This page intentionally left blank



بِسْمِ اللَّهِ الرَّحْمَنِ الرَّحِيمِ

MALIKI

# FIQH & 'UBUDIYYAH

LEVEL 1

This book belongs to

Name \_\_\_\_\_

Class \_\_\_\_\_



Quranic Tarbiyah is an initiative of Life With Allah (LWA) which aims to nurture a Qur'ānic generation who love and live the Qur'an.

First Edition: 2025/1446

For suggestions, corrections and feedback, please email us at  
[info@quranictarbiyah.com](mailto:info@quranictarbiyah.com)

[www.quranictarbiyah.com](http://www.quranictarbiyah.com)

[www.lifewithallah.com](http://www.lifewithallah.com)

Copyright © Quranic Tarbiyah, 2025

All rights reserved. No part of this publication may be reproduced, distributed, or transmitted in any form or by any means, including photocopying, recording, or other electronic or mechanical methods, without the prior written permission of the publisher, except in the case of non-profit and educational uses, provided the original work is properly cited. For permission requests, please contact the publisher.

*British Library Cataloguing in Publication Data*

ISBN 978-1-917402-42-2

# Contents

Introduction .....	i
<b>L1:</b> The 5 Pillars of Islam .....	1
<b>L2:</b> The 1st Pillar of Islam: Shahadah .....	5
<b>L3:</b> The 2nd Pillar of Islam: Salah .....	9
<b>L4:</b> Why Do We Pray Salah? .....	13
<b>L5:</b> Salah Is Amazing .....	17
<b>L6:</b> The 5 Salah .....	21
<b>L7:</b> Let's Get Ready for Salah! Keeping Clean .....	25
<b>L8:</b> Let's Learn Wudu: Part 1 .....	29
<b>L9:</b> Let's Learn Wudu: Part 2 .....	33
<b>L10:</b> Let's Learn Wudu: Part 3 .....	37
<b>L11:</b> Let's Learn Wudu: Part 4 .....	41
<b>L12:</b> How to Do Wudu: Step By Step .....	45
<b>L13:</b> Are You Ready Yet? Look Your Best & Find a Clean Spot .....	49
<b>L14:</b> Are You Ready Now? Let's Stand in Front of Allah .....	53
<b>L15:</b> It's Time to Pray! How to Pray Salah: Part 1 .....	57
<b>L16:</b> How to Pray Salah: Part 2 .....	61
<b>L17:</b> How to Pray Salah: Part 3 .....	65
<b>L18:</b> How to Pray Salah: Part 4 .....	69
<b>L19:</b> How to Pray Salah: Part 5 .....	73
<b>L20:</b> How to Pray Salah: Step By Step .....	77
<b>L21:</b> The 3rd Pillar of Islam: Zakah .....	83
<b>L22:</b> The 4th Pillar of Islam: Sawm .....	87
<b>L23:</b> Fasting in the Month of Ramadan .....	91
<b>L24:</b> The 5th Pillar of Islam: Hajj .....	95
<b>L25:</b> The Places We Visit in Hajj .....	99
<b>Learning for a Life With Allah:</b> The Five Pillars Fair .....	103

# About Quranic Tarbiyah

## Vision

A generation who love and live the Qur'ān.

## Mission

Nurturing a generation who are guided by revelation, grounded in reality, and who carry forward the legacy of the Prophets ﷺ.

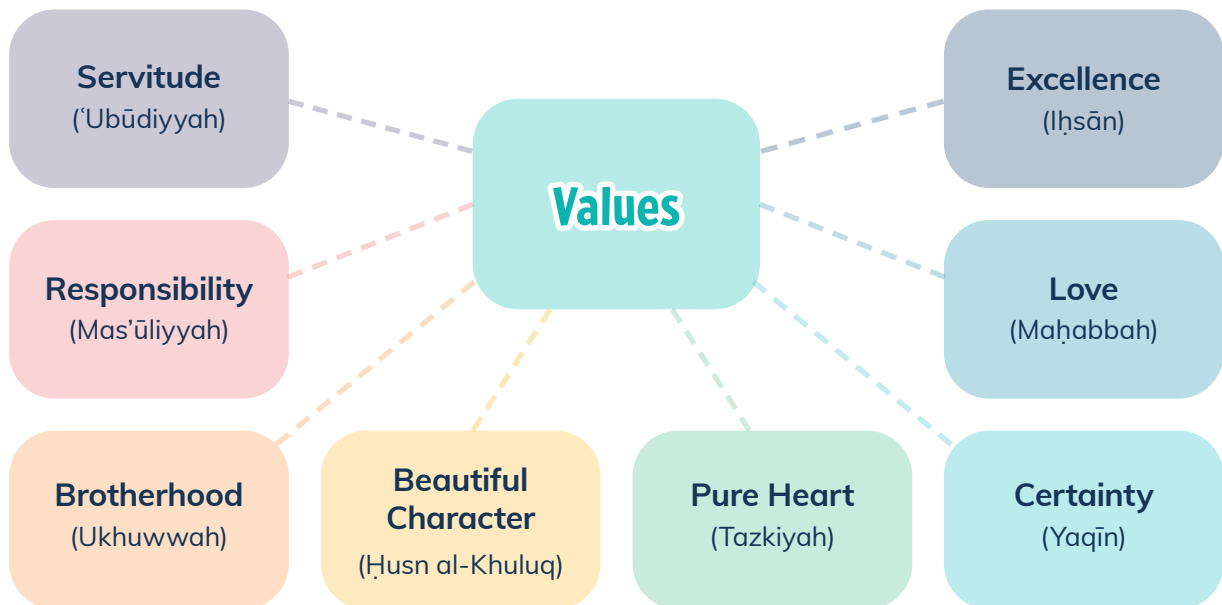
## Aims & Objectives

We want every educator and learner to:

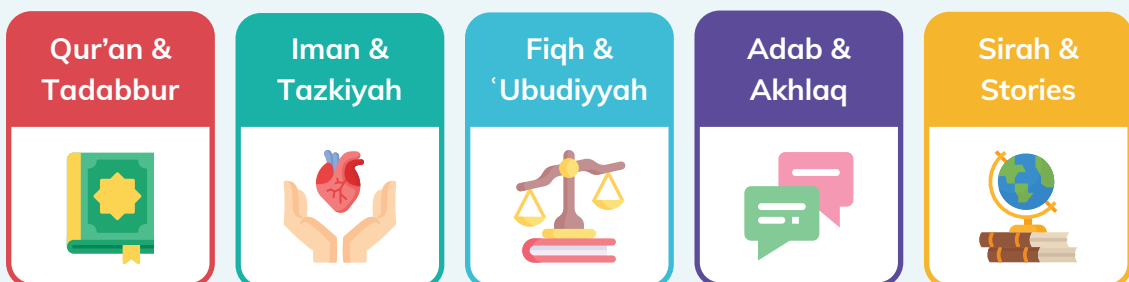
1. Develop a deep awareness of Allah, love Him and honour Him.
2. Recognise their purpose in life (i.e. 'ubūdiyyah: servitude), and worship Allah ﷻ with baṣīrah (clear proof and certainty).
3. Constantly strive to strengthen their īmān and yaqīn (conviction).
4. Love the Messenger ﷺ, and embody his sunnah and character.
5. Become 'people of the Qur'ān' through reflecting and living by it.
6. Constantly strive to attain a pure heart (tazkiyah) and attain iḥsān.
7. Know the legal rulings of all necessary aspects of life (fiqh) alongside their inner dimensions, in order to taste the sweetness of worship.
8. Be confident in their dīn and feel deeply connected to and proud of their heritage and history.
9. Develop a love of lifelong learning and a passion to serve the dīn of Allah.
10. Be well-equipped to deal with personal, local and global challenges, and become beacons of justice and mercy for the entire world.

لَقَدْ مَنَّ اللَّهُ عَلَى الْمُؤْمِنِينَ إِذْ بَعَثَ فِيهِمْ رَسُولًا مِّنْ أَنفُسِهِمْ يَتْلُوا  
عَلَيْهِمْ ءَايَاتِهِ وَيُزَكِّيهِمْ وَيُعَلِّمُهُمُ الْكِتَابَ وَالْحِكْمَةَ وَإِن كَانُوا مِن  
قَبْلُ لَفِي ضَلَالٍ مُّبِينٍ ﴿١٦٤﴾

“Indeed, Allah bestowed a favour on the believers when He raised in their midst a Messenger from among themselves—who **recites to them His verses, purifies them, and teaches them the Book and wisdom**. For indeed they had previously been clearly astray” (Surah Aal ‘Imrān:164).



## The 5 Key Areas of the Quranic Tarbiyah Curriculum



# Fiqh & 'Ubudiyyah

## Aims of Fiqh & 'Ubudiyyah Lessons

- 1 To understand the purpose of 'ubudiyyah (servitude) and the objectives of specific acts of worship
- 2 To know how to worship Allah correctly
- 3 To differentiate between ḥalāl and ḥarām
- 4 To be inspired to worship through the virtues of deeds
- 5 To taste the sweetness of worship by understanding the inner dimensions

Fiqh is a comprehensive framework which constitutes divine guidelines on how to live. Fiqh allows us to differentiate ḥalāl from ḥarām. Through fiqh, we can rectify our actions: learn how to worship our Creator in the proper manner; and learn our rights and responsibilities towards His creation. These rules and boundaries are good for us. They allow us to live a meaningful and content life, and ensure our success in this world and the hereafter.

Whilst learning fiqh, children may sometimes feel that there are too many rules. Always remind them that Allah ﷻ is the Most Kind and the Most Loving. He is the All-Knowing and He knows what is best for us. Whatever He has instructed us to do is for our benefit. If we obey Allah, we will be happy. Obeying Allah makes the world a better place.

Obedience to Allah and His Messenger ﷺ should be ingrained as a key value throughout the years. Children should be taught that we unconditionally obey Allah—whether we understand the wisdom or not.

## 'Ubudiyyah: The Purpose of Life

As educators, we should always instill in learners that our purpose in life is 'ibādah (worship) and 'ubūdiyyah (servitude). Allah ﷻ says, "I did not create jinn and men except so that they **worship Me**" (51:56).

'Ubūdiyyah is a state of the heart, which manifests itself in external acts of worship.

**The goal of all physical acts of worship is to attain the state of 'ubūdiyyah.**

'Ubūdiyyah is to fully humble oneself to Allah ﷻ, submit to Him, and love Him more than anyone else. It is to fully surrender yourself to Him, to express your dire need of Him, and to serve Him. 'Ubūdiyyah is to recognise the greatness of Allah, to honour Him, and to honour what He loves.

"The intended outcome of all acts of worship is to magnify, venerate and be in awe of God." – al-'Izz b. 'Abd al-Salām ﷺ

'Ubūdiyyah is the secret which enables a person to **race ahead in their journey to Allah**. 'Ubūdiyyah is to infuse all the outer physical acts of worship with complete humility, submission, love, fear and hope. Even if the quantity of your actions is small, the quality of your actions will allow you to reach far ahead of your peers.

Subsequently, along with learning the outer rulings, learners should be taught the **inner meanings** and **'secrets'** of the acts of worship (also known as the *asrār/maqāsid* of the 'ibādāt). These can be introduced in a simplified manner, and as they grow older, they can be taught the more detailed aspects inshāAllāh. The 'how' is very important, but the 'why' is equally significant. Just as we want children to know **how** to pray ṣalāh, we also want them to learn **why** they are praying, so they can ultimately love to pray ṣalāh.

## The Sweetness of Iman and Worship

The Qur'anic methodology of presenting the laws of fiqh is truly remarkable. The rules are not presented in a 'dry' or purely legalistic manner. Instead, they are interwoven with **constant reminders of Allah, His Names, and the hereafter**.

Consequently, the āyāt containing legal rulings in the Qur'ān feature Allah's Names the most. For instance, Surah at-Ṭalāq contains rulings about divorce, yet the verses are imbued with reminders of īmān, knowing Allah, trusting Him, and servitude ('ubūdiyyah) to Him.

Thus, it is important that **we teach fiqh with the aim of strengthening learners' īmān, ma'rifah, and connection to Allah.**

Nurturing the 'īmān' and 'iḥsān' alongside the 'islām' (as mentioned in the ḥadīth of Jibrīl ﷺ) is essential in fostering a holistic understanding of our dīn, and cultivating strong believers.

Throughout the years of a child's education, the love of Allah and the inner states of the heart should be constantly nurtured within the child. This will prevent their ritual acts of worship from being 'hollow' or a mere set of 'dry rules'. Instead, it will allow the child to experience the sweetness of īmān and worship, and help them to build a strong connection with Allah ﷻ.

“You may find a person who fasts, prays, does dhikr and recites Qur'ān abundantly, but nothing from his actions reach his heart: no fear, no hope, no love, no conviction in Allah and no happiness with Him.” - Ibn al-Qayyim رحمه الله

### Practical Learning

Children should always be encouraged to pray ṣalāh. Depending on the ages of the students, the intensity of this encouragement will differ. Every 'how to pray ṣalāh' lesson should contain at least a short reminder of the importance of ṣalāh and a reminder about Allah ﷻ. This may be a simple comment such as 'Allah loves it when we pray ṣalāh.' The teacher can ask: 'Who do we pray ṣalāh for?' The class can answer: 'Allah!'

Along with the theory, practical learning is essential. Children should be given **ample opportunities to practise** what they are learning. They can practise in pairs, groups, or as a class.

Educators are encouraged to embody the **Prophetic akhlāq**: to teach with raḥmah (nurturing compassion), rifq (gentleness) and ḥikmah (wisdom); and to win over the hearts of children, just as he ﷺ did. Do not scold them for missing out on a step or making mistakes. Keep coaching them and helping them practise until they learn correctly. Encourage them with words of praise. Foster a classroom environment where children **feel safe** to make mistakes, and are also **not made fun of** by other children when they make mistakes.



# About This Book

بِسْمِ اللَّهِ الرَّحْمَنِ الرَّحِيمِ


The Fiqh & 'Ubudiyyah Level 1 book introduces young children to the essential teachings of Islam in a simple, engaging and age-appropriate manner. **The book is based on the madh-hab of Imam Mālik** ﷺ and consists of 25 lessons.

The book introduces learners to the five pillars of Islam, the importance of ṭahārah (purification), and the foundations of ṣalāh. The lessons are interwoven by important daily du'ās and adhkār.

Alongside teaching the physical actions (the 'outer fiqh'), the book also explores the meanings, virtues, and spiritual benefits of these acts (the 'inner fiqh'). This helps learners form a deep emotional and spiritual connection to the dīn and encourages them to love obeying Allah ﷻ from a young age.

The book has been prepared for Year 1 children (average age 5-6 years old), but can also be used by older children. It can be used as a standalone textbook, or as part of the broader Quranic Tarbiyah curriculum. It also serves as a foundation to Fiqh & 'Ubudiyyah Level 2. We also hope to publish a teacher's guide for this book inshaAllah.

Every textbook has its limitations. Textbooks are one of the many tools which can be used to educate our children. What is more important is how the teachings and ideals of the Qur'ān and Sunnah are translated into practice, in our own lives as educators, and in the lives of our young learners. We encourage educators to nurture a Qur'ānic environment within their learning institutions and homes to make this a reality inshaAllah.





**UNDER  
CONSTRUCTION**

SHAHADAH

SALAH

ZAKAT

As-salamu 'Alaykum, Little Builder!

Welcome to your very first adventure with us!

I'm Builder Musa, and this is my sister Maryam.

We're building something super special: The House of Islam! We need your help! To make it strong, we need Five Big Pillars: shahadah, salah, zakah, sawm and hajj.

My sister Maryam and I will show you how each one works, with stories, fun activities, and lots to build!

So grab your tool box, say Bismillah, and let's get building!

With lots of love and du'as,

Builder Musa & Maryam



## Lesson 1

# The 5 Pillars of Islam

Islam has 5 pillars.  
The pillars of Islam are:

1

Shahadah

2

Salah

3

Zakah

4

Sawm

5

Hajj

**Pillar:** Pillars are strong and tall. They help hold up a building, so it doesn't fall down.

Practising the 5 pillars of Islam makes us strong Muslims.



Shahadah is to believe and say:



“There is no god worthy of worship except Allah, and Muhammad ﷺ is the Messenger of Allah.”




**Salah** is to pray  
5 times a day.



**Zakah** is to give money  
to the poor and needy.



**Sawm** is to fast during  
the month of Ramadan.




**Hajj** is to go to Makkah  
for a special journey.



Practising the 5 pillars of Islam  
is the best way to worship Allah.


1

Colour in the five pillars of Islam.



**2 Trace the sentence.**

I am a Muslim and  
I worship Allah.

**3 Complete the sentences using the word bank.**

poor

Ramadan

shahadah

pray


zakah

Makkah

1. The first pillar of Islam is \_\_\_\_\_ .
2. We \_\_\_\_\_ five times a day.
3. We give \_\_\_\_\_ to the \_\_\_\_\_ .
4. We fast in the month of \_\_\_\_\_ .
5. We go to \_\_\_\_\_ for hajj.

# The 1st Pillar of Islam: Shahadah

Shahadah is the first pillar of Islam.  
It is the most important pillar.



Shahadah is to believe that there is no god worthy of worship except Allah and that Muhammad ﷺ is His Messenger.



To be a Muslim, you must say the shahadah.  
The shahadah reminds us that there is only One God.



Let's learn the Arabic and English of the shahadah:

أَشْهَدُ أَنْ لَا إِلَهَ إِلَّا اللَّهُ،  
وَأَشْهَدُ أَنَّ مُحَمَّدًا عَبْدُهُ وَرَسُولُهُ

"I bear witness that there is no god worthy of worship except Allah, and Muhammad ﷺ is His servant and Messenger."

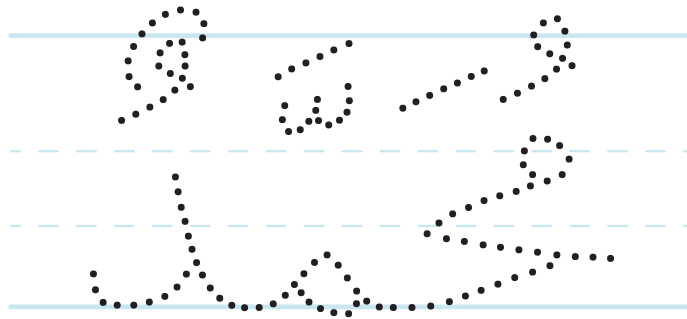


We believe in One Allah and know that He is always with us. How does that make you feel?

# 1 Trace the Arabic.



سبحانه وتعالى Allah



صلى الله عليه وسلم Muhammad

# 2 Number the Arabic words in order.

لَا إِلَهَ



مُحَمَّدًا



أَشْهَدُ أَنْ



وَأَشْهَدُ أَنَّ



وَرَسُولُهُ



عَبْدُهُ



إِلَّا اللَّهُ



3

How many times does it say اللهُ (Allah) in the balloon below?

How many times does it say مُحَمَّدٌ (Muhammad) in the balloon below?



# The 2nd Pillar of Islam: Salah

Salah is the second pillar of Islam.  
We pray salah five times every day.




Salah is a special **gift** from Allah.  
When we pray salah, we talk to Allah.

“

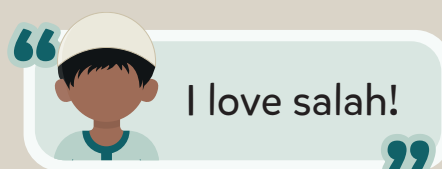
Thank you, Allah, for the gift of salah!

”

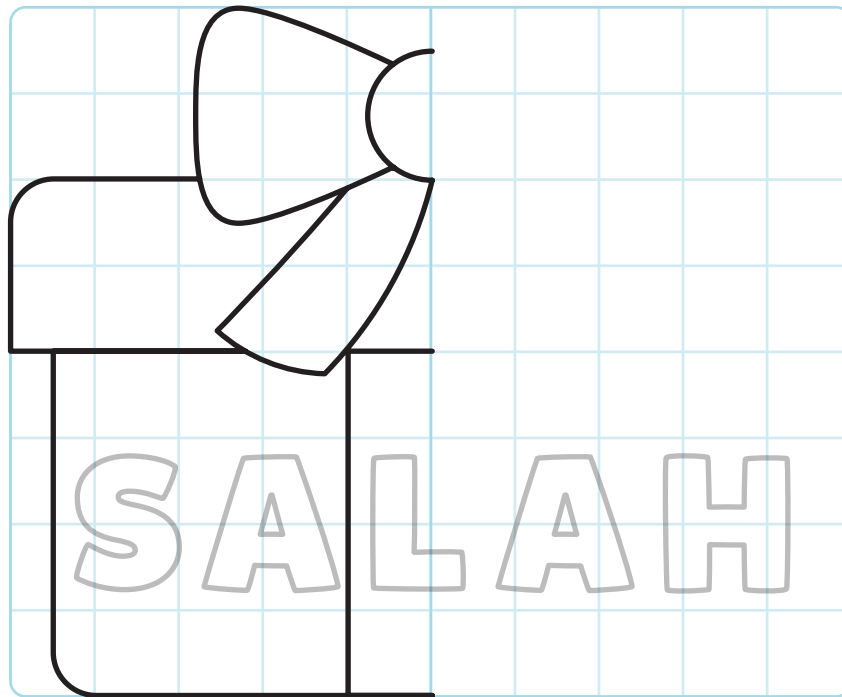


Salah is very important.  
Every time we pray salah, it brings us  
closer to Allah.

The more we pray, the more we love Allah.  
When we pray, Allah listens to us.



**1** Draw the other half of the gift box, then colour it in.



**2** Draw lines to make proper sentences.

Salah is the  
second pillar of

five times a day.

Salah is very

Allah.

Salah helps me  
feel close to

Islam.

We pray salah

important.

## Masjid Eye Spy

## How many hidden gift boxes can you help them find around the masjid?



# Why Do We Pray Salah?

Every Muslim should pray all five salah every day.

Why do we pray salah?

Salah helps us become closer to Allah.

Salah is a special time to talk to Allah.


We pray because Allah told us to!



Salah helps us  
thank Allah.


Salah helps us  
remember Allah.

If we pray  
salah, we will  
enter Jannah!

**1** Trace and colour.

## 2 Unjumble these words to form a sentence.

Allah. special is time Salah my with



## 3 Complete the sentence.

My name is \_\_\_\_\_, and I love salah because

---

---

---

# Salah Is Amazing

Salah makes our hearts shine bright!  
 Salah makes us strong.  
 Salah protects us from Shaytan.



Salah is our special time to ask  
 Allah for anything we need.



I feel happy when I pray because  
 I know Allah is listening to me.

We can pray salah...



in the masjid



at home



at school



anywhere

“



Salah is amazing!

”

# 1 Colour in the words.


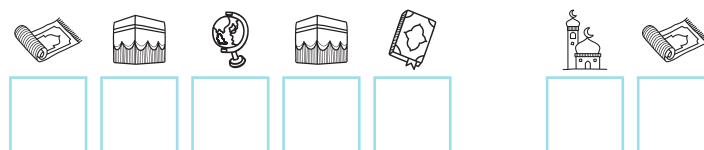
When I pray salah, I feel...



## 2 Salah Codebreaker

Each symbol stands for a letter of the alphabet. Write the correct letter in the blank spaces to solve the code.

A	G	H	I	L	M	N	S	Z



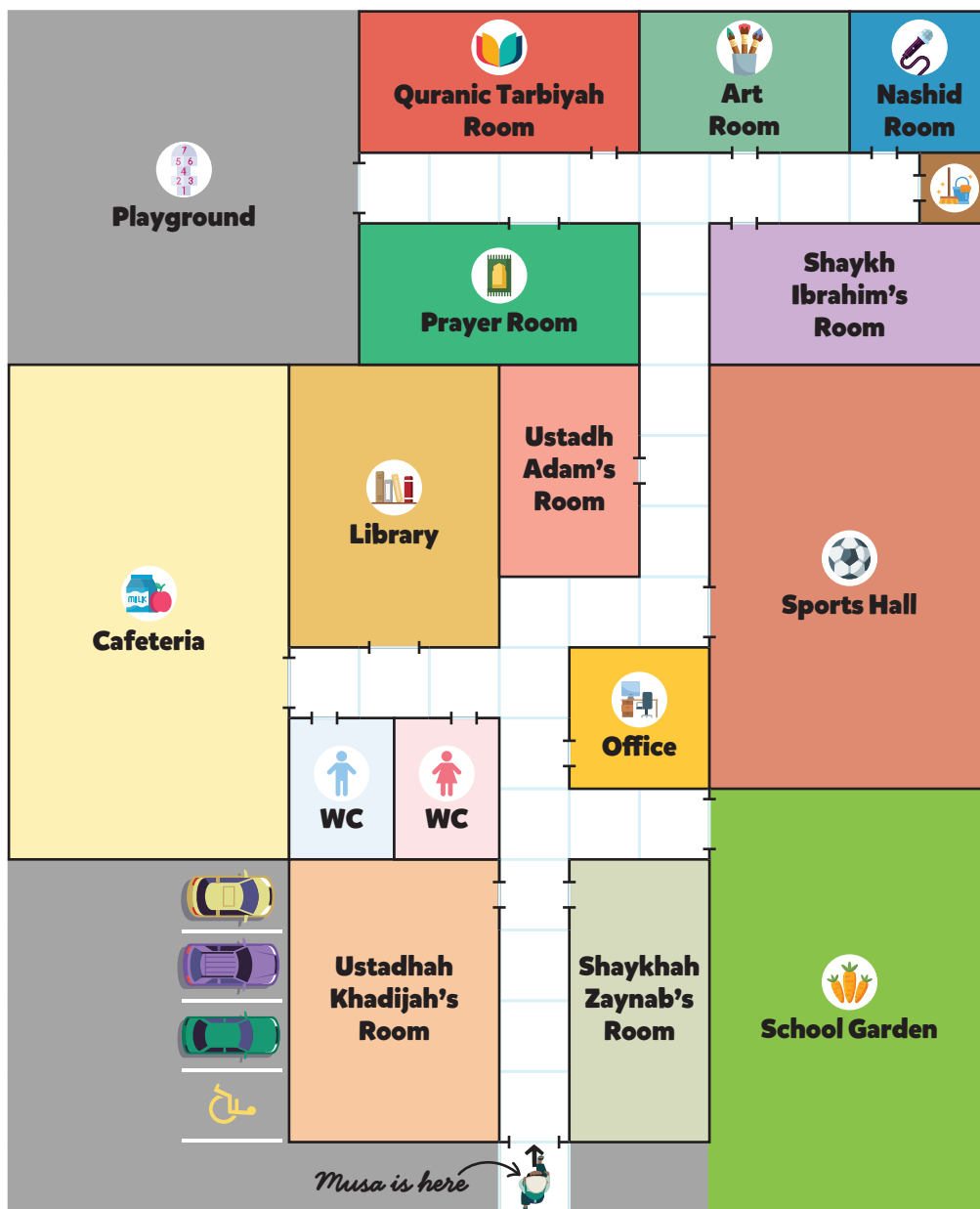
- 3 Follow the steps and help Musa to find a good spot in his school to pray salah.

↑ 8 steps forward

→ 2 steps to the right

↑ 6 steps forward

← 2 steps to the left




Where will Musa pray? \_\_\_\_\_

# The 5 Salah

Allah سبحانه وتعالى has commanded us to pray salah five times a day.

Fajr


2 rak'ahs



الْفَجْرُ

Dhuhr

4 rak'ahs



الْظُّهْرُ

'Asr


4 rak'ahs



الْعَصْرُ

Maghrib

3 rak'ahs



الْمَغْرِبُ

'Isha

4 rak'ahs



الْعِشَاءُ




My Prophet صلى الله عليه وسلم prayed all 5 salah every day, and I want to be like him!





We pray salah at different times during the day and night.



We pray **Fajr** in the morning.



We pray **Dhuhr** when it's midday.



We pray **'Asr** in the afternoon.



We pray **Maghrib** after sunset.

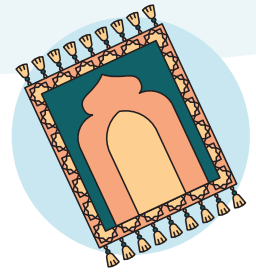


We pray **'Isha** when it's night time.

**That's our five daily prayers!**

1

**Design your own prayer mat. Use different colours and patterns to make it beautiful!**

A large, empty rectangular box with a light blue border, intended for a student to draw their own design for a prayer mat.

## 2 Find these words in the wordsearch below:

Fajr

Dhuhr

Asr

Maghrib

Isha

O	P	V	O	K	F	A	X
S	M	R	P	L	A	S	R
V	A	D	L	Q	J	D	Q
E	G	R	U	F	R	J	P
D	H	U	H	R	K	P	I
K	R	U	K	V	D	U	S
U	I	B	N	L	U	I	H
Y	B	C	G	D	C	A	A

## 3 Fill in the gaps.



I pray \_\_\_\_\_ in the morning.



I pray \_\_\_\_\_ when it's midday.



I pray \_\_\_\_\_ in the afternoon.



I pray \_\_\_\_\_ after sunset.



I pray \_\_\_\_\_ when it's night time.

# Let's Get Ready for Salah!

## Keeping Clean

وَاللَّهُ يُحِبُّ الْمُطَهِّرِينَ

“And Allah loves those who keep themselves clean.” (Surah at-Tawbah: 108)


Keeping clean is very important for a Muslim.  
Being clean helps us stay healthy and happy!  
When we feel fresh and clean, we are ready  
to pray, learn, and play!

Staying clean is part of being a good Muslim,  
and it makes Allah happy.  
Our Prophet Muhammad ﷺ loved  
staying clean too!

There are many ways I can keep my body clean:



I do wudu



I brush my teeth



I wash my  
hands




I wash my  
clothes



I have a  
bath



I comb my hair




I clip my nails



Would you like to be around a  
clean or unclean person? Why?

1 Trace and colour.


“Allah is Beautiful  
and loves beauty.”



2 Draw a line to match where you use each item on your body.



**3** Look at the pictures and circle when you should wash your hands.



**4** Fill in the blanks.

1. Allah \_\_\_\_\_ those who stay clean.
2. I do wudu before I pray \_\_\_\_\_ or touch  
the \_\_\_\_\_ .
3. I wash my \_\_\_\_\_ before and after eating.
4. I wash my body when it becomes \_\_\_\_\_ .

# Let's Learn Wudu: Part 1

Salah is the second pillar of Islam.  
Before we pray salah, we do wudu.

Wudu is when we wash some  
parts of our body before praying.

Wudu gets us ready for salah.  
Without wudu, our salah will not  
be correct.


In wudu, I wash my:



Face



Arms



Feet

In wudu, I wipe my:



Head




Let's learn how to do wudu like our Prophet ﷺ.

Yay! I'm excited!



### STEP 1



I am doing wudu so Allah is happy with me.

بِسْمِ اللَّهِ

I make an intention and say 'Bismillah'.


### STEP 2



**Hands**  
**3x**

I wash my hands until my wrists. I do this three times.

1 Trace the word 'Bismillah' below.



**Bismillah** means "I begin with the Name of Allah."

2 Circle the correct word to complete the sentence.

Wudu is to wash some parts of the...

Face

Body

Hands

In wudu, we wipe our...

Face

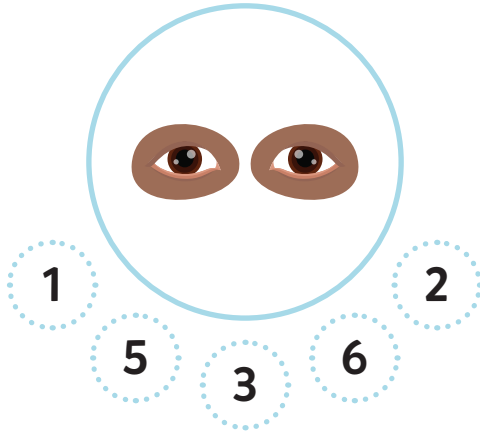
Hands

Head

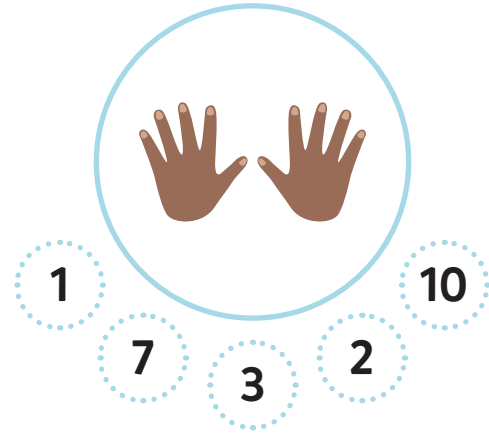
### 3 Count and Circle

How many of each do you have?

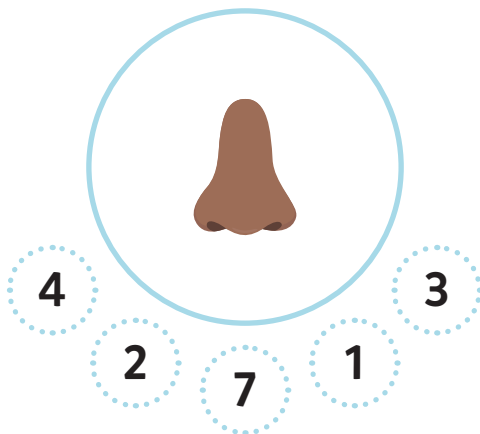
Eyes



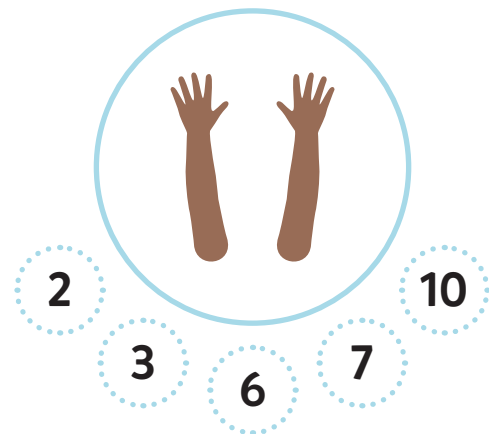
Fingers



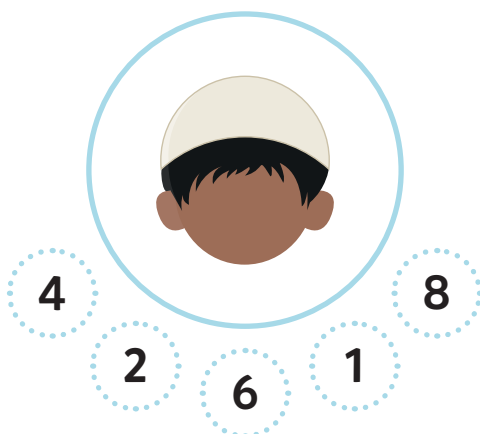
Nose



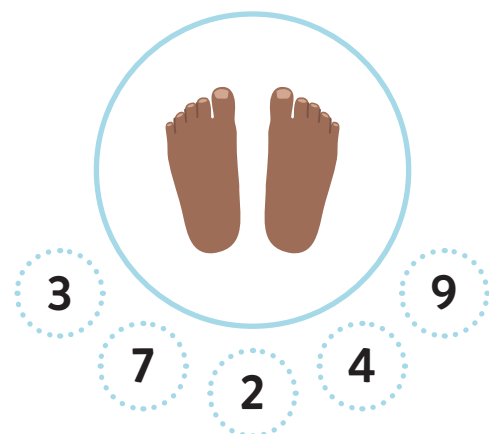
Arms



Head



Feet



# Let's Learn Wudu: Part 2

## Recap

- STEP 1** I make an intention and say 'Bismillah'.
- STEP 2** I wash my hands until my wrists. I do this three times.

### STEP 3



**Mouth**  
**3x**

I rinse my mouth with water. I do this three times.

### STEP 4



**Nose**  
**3x**

I gently put water in my nose and blow it out. I do this three times.

### STEP 5



**Face**  
**3x**

I wash my face well. I do this three times.

When we pray salah, we are talking to Allah.  
Wudu helps us be clean and pure, so that  
we're ready to talk to Allah.

When I use the toilet, my wudu will break.  
I will have to do wudu again.



“

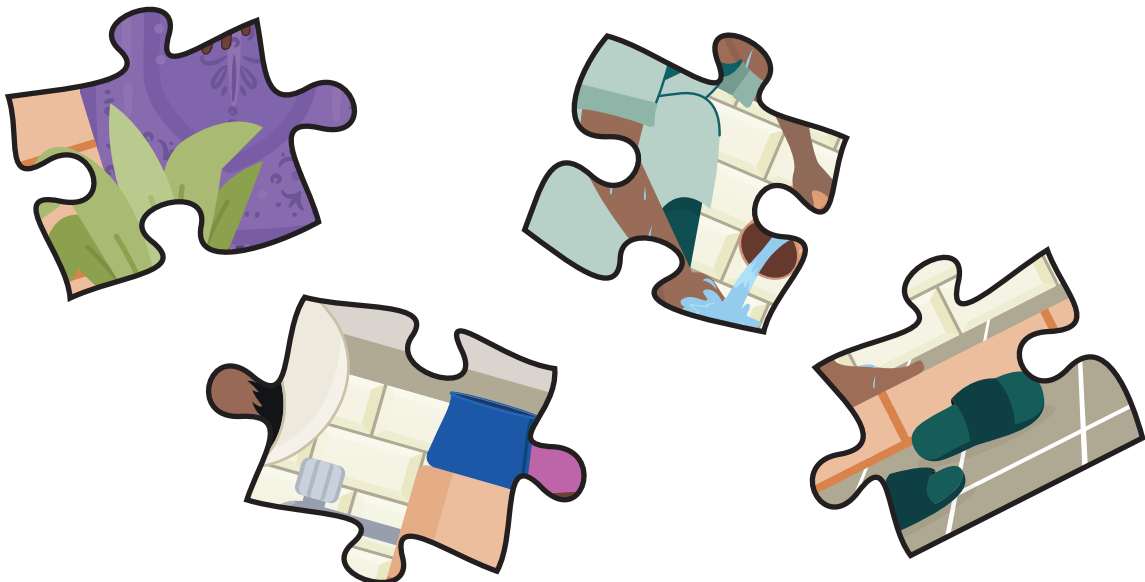

Why do you think it's important to  
be clean before we talk to Allah?

”

1

Musa is making wudu.

Draw lines to match where the missing puzzle pieces should go.



2 Which of these actions will break your wudu? Tick (✓) the correct answers.



Sneezing ☐




Sweating ☐



Coughing ☐



Using the toilet ☐



Crying ☐



Closing your eyes ☐

3 Find the body parts that we clean during wudu:

Hands

Mouth

Nose

Face

Head

N	O	S	E	I	G	H	D
K	W	F	H	O	P	E	Z
T	A	G	A	Q	O	A	O
L	K	X	N	Q	Z	D	X
Z	Y	R	D	Z	M	W	T
Q	V	L	S	K	Z	L	B
V	N	E	M	O	U	T	H
C	V	G	U	F	A	C	E

# Let's Learn Wudu: Part 3

## Recap

- STEP 1** I make an intention and say 'Bismillah'.
- STEP 2** I wash my hands until my wrists. I do this three times.
- STEP 3** I rinse my mouth with water. I do this three times.
- STEP 4** I gently put water in my nose and blow it out. I do this three times.
- STEP 5** I wash my face well. I do this three times.

### STEP 6



**Arms  
3x**

I wash my arms including my elbows. I do this three times.

### STEP 7



I wipe my head once.

### STEP 8



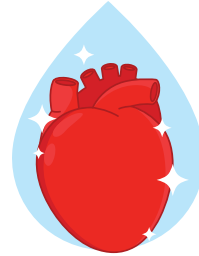
I wipe my ears once.



Wudu is very special.



Wudu washes away  
my bad deeds.



Wudu cleans my body  
and my heart.



Wudu will make my  
body shine on the  
Day of Judgement.



Wudu is the key to  
salah and salah is  
the key to Jannah!

“



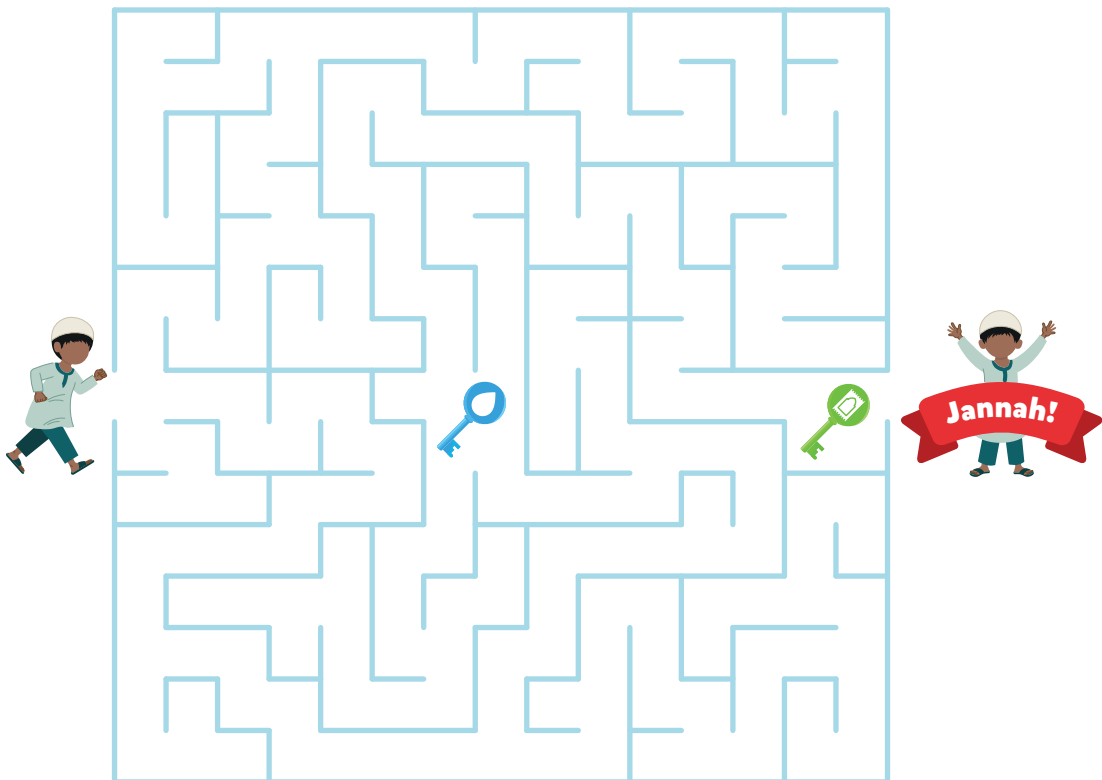
Our wudu will make us shine like bright lights in the dark when we meet Allah and His Prophet ﷺ. Imagine how special that will be!

”

- 1** Spot and circle four differences between the two pictures.



- 2** Help Musa find the wudu key and then the salah key so he can enter Jannah.



3

Musa, Maryam and Asiyah are doing wudu. Write in the bubbles what they might be thinking.



# Let's Learn Wudu: Part 4

## STEP 9



Feet  
3x

I wash my feet up to my ankles.  
I do this three times for each foot.

## STEP 10

الدعاء




I say the du'a  
after wudu:

أَشْهَدُ أَنْ لَا إِلَهَ إِلَّا اللَّهُ وَحْدَهُ لَا شَرِيكَ لَهُ،  
وَأَشْهَدُ أَنَّ مُحَمَّدًا عَبْدُهُ وَرَسُولُهُ،

I bear witness that there is no god worthy of worship except Allah.  
He is Alone and He has no partner.


And I bear witness that Muhammad ﷺ is His servant  
and His Messenger.

اللَّهُمَّ اجْعَلْنِي مِنَ التَّوَّابِينَ، وَاجْعَلْنِي مِنَ الْمُتَطَهِّرِينَ.




O Allah, make me from those who always turn  
to You and from those who are clean and pure.

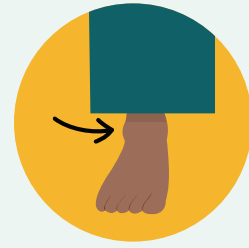
When I do wudu, I must include:



**My wrists**  
when washing  
my hands.




**My elbows**  
when washing  
my arms.



**My ankles**  
when washing  
my feet.

When doing wudu, I rub each body part properly and I make sure no part is left dry.





“




We want every part of our body to shine brightly on the Day of Judgement. So, let's make sure we don't leave any part dry during wudu!

”

# 1 Colour the acts of wudu.



# 2 Trace the path of the water drop.



3 Fill in the blanks using the word bank below:

Bismillah

shine

salah

Allah

body

bad deeds

1. Wudu makes my \_\_\_\_\_ clean.
2. Wudu makes my heart \_\_\_\_\_ .
3. Wudu washes away my \_\_\_\_\_ .
4. I say \_\_\_\_\_ when I start wudu.
5. Wudu is important because it makes me ready  
for \_\_\_\_\_ .
6. After wudu, I am clean and ready to talk  
to \_\_\_\_\_ .

# How to Do Wudu: Step By Step

## STEP 1

I am doing wudu so Allah is happy with me.

بِسْمِ اللَّهِ

I make an intention and say 'Bismillah'.

## STEP 2



**Hands**  
**3x**

I wash my hands until my wrists. I do this three times.

## STEP 3



**Mouth**  
**3x**

I rinse my mouth with water. I do this three times.

## STEP 4



**Nose**  
**3x**

I gently put water in my nose and blow it out. I do this three times.

## STEP 5



**Face**  
**3x**

I wash my face well. I do this three times.

## STEP 6



**Arms**  
**3x**

I wash my arms including my elbows. I do this three times.



**STEP 7**



I wipe my head once.

**STEP 8**



I wipe my ears once.

**STEP 9**



**Feet  
3x**

I wash my feet up to my ankles. I do this three times for each foot.

**STEP 10**



أَشْهَدُ أَنْ لَا إِلَهَ إِلَّا اللَّهُ  
وَحْدَهُ لَا شَرِيكَ لَهُ ، وَأَشْهَدُ  
أَنَّ مُحَمَّدًا عَبْدُهُ وَرَسُولُهُ ،  
اللَّهُمَّ اجْعَلْنِي مِنَ التَّوَّابِينَ ،  
وَاجْعَلْنِي مِنَ الْمُتَطَهِّرِينَ

I say the du'a after wudu.



**Challenge**

Can you remember all the steps without looking in the book?  
Practise saying them out loud.

**1** Draw lines to match each step of wudu to the number of times we repeat it. The first step has been done for you.

The activity consists of 10 numbered circular illustrations of Wudu steps and two water droplets labeled '1x' and '3x'. Step 1 is already matched to the '1x' droplet.

- Step 1:** Wudu (Bismillah) - Matched to 1x
- Step 2:** Washing hands with water from a tap.
- Step 3:** Wiping the face with water.
- Step 4:** Wiping the face with water.
- Step 5:** Wiping the face with water.
- Step 6:** Washing hands with water from a tap.
- Step 7:** Wiping the head with water.
- Step 8:** Wiping the head with water.
- Step 9:** Washing hands with water from a tap.
- Step 10:** Saying the prayer (Adhkar).

Two water droplets are provided for matching:

- 1x:** A small water droplet.
- 3x:** A large water droplet.


2 Put the steps of wudu in order by numbering them.



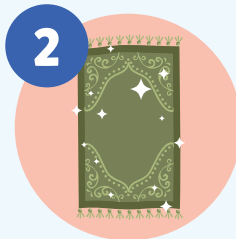
# Are You Ready Yet? Look Your Best & Find a Clean Spot

When we pray salah, we are meeting Allah! How exciting!

Before we pray salah:



Our clothes must be clean.



The place where we pray must be clean.



Our bodies must be clean.



We must do wudu.



We must cover ourselves properly.

Imagine you're going to meet someone very special.  
Would you go without getting ready?  
Let's be clean and ready to meet Allah in salah.



I always clear away any mess I see in the masjid.




I always pray my salah in a clean space.





1

Musa is getting ready for salah time.

Draw the other half of his tunic, then colour it in.



- 2 Maryam and her friend are getting ready for salah. Spot 5 differences between them.



- 3 Write these words in alphabetical (A-B-C) order:

Clean

Tidy

Dress

Best

1

2

3

4

# Are You Ready Now? Let's Stand in Front of Allah

We face the qiblah when we pray salah.

The  
qiblah is the  
direction of  
the Ka'bah in  
Makkah.

The qiblah  
is this way!

When we face the Ka'bah, we are thinking  
of the Lord of the Ka'bah: Allah سبحانه و تعالى  
We fill our hearts with love for Allah.

I love you, Allah! You give me everything!



We fill our hearts with respect for Allah.  
Allah is the Greatest and the Most Powerful.



When we pray, Allah sees us and listens to us,  
so we show Him our best manners!




Salah is my special time with Allah!



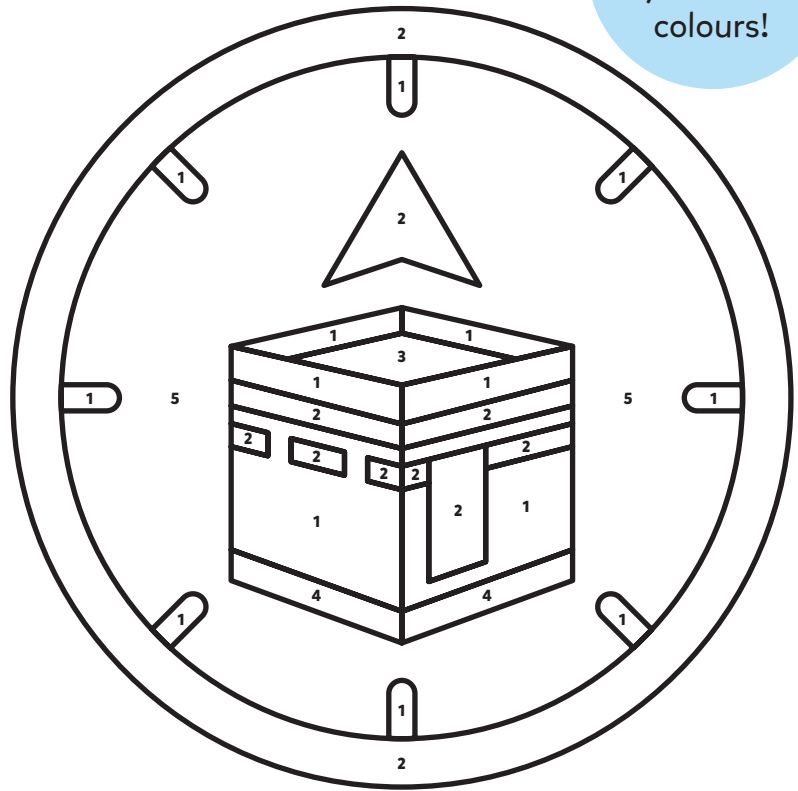
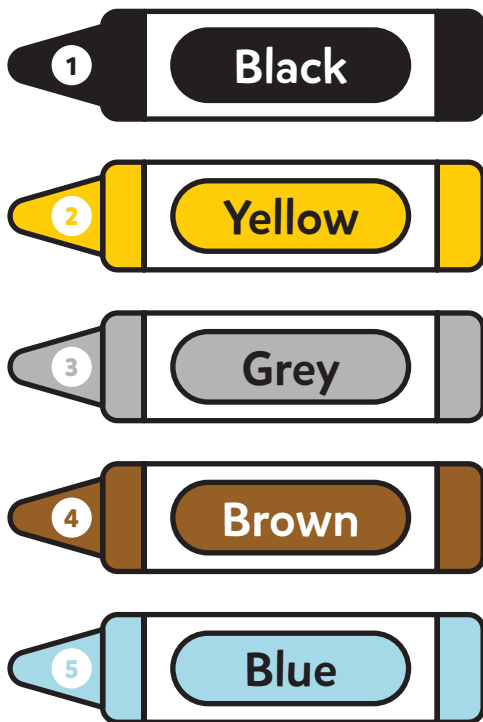
When I pray, I feel close to Allah!

# 1 Trace the patterns from the children to the Ka'bah:




## 2 Colour in the picture using the colour key.

Or you can choose your own colours!



## 3 Musa and Maryam are praying salah. What are they thinking?

Fill in the missing spaces:



Allah is the

!

I



## Lesson 15

# It's Time to Pray!

## How to Pray Salah: Part 1

We've learnt how to prepare for salah.  
Now, let's learn how to pray salah.

Yay! I can't wait...

STEP 1

Salah



I make an intention for salah.

STEP 2

اللَّهُ أَكْبَرُ



I raise my hands and say the takbir.

STEP 3



I place my right hand over my left hand and stand in qiyam.



Allahu Akbar means 'Allah is the Greatest'.

# 1 Colour and trace.

الله أكبر

Allah is the Greatest

## 2 Who is right?

What does 'intention' mean?

Saying something out loud before you do it.




Doing something so people think you are good.



Deciding in your heart to do something to make Allah happy.



### 3 Complete the crossword.



#### Down:

1. When you say 'Allahu Akbar'.
2. Standing position in salah.

#### Across:

3. You start your salah by making an \_\_\_\_\_.






# How to Pray Salah: Part 2

## STEP 4

الْحَمْدُ لِلَّهِ رَبِّ الْعَالَمِينَ...



In qiyam, I recite Surah al-Fatihah and some other verses from the Qur'an.

بِسْمِ اللَّهِ الرَّحْمَنِ الرَّحِيمِ ①  
الْحَمْدُ لِلَّهِ رَبِّ الْعَالَمِينَ ② الرَّحْمَنِ  
الرَّحِيمِ ③ مَلِكِ يَوْمِ الدِّينِ ④ إِيَّاكَ  
نَعْبُدُ وَإِيَّاكَ نَسْتَعِينُ ⑤ اهْدِنَا الصِّرَاطَ  
الْمُسْتَقِيمَ ⑥ صِرَاطَ الَّذِينَ أَنْعَمْتَ  
عَلَيْهِمْ غَيْرِ الْمَغْضُوبِ عَلَيْهِمْ وَلَا  
الضَّالِّينَ ⑦



I don't look around when praying salah.  
I focus on thinking about Allah.



Salah is a special way to worship  
Allah and talk to Him.

When we pray salah, we are standing  
in front of Allah, the Greatest.

In salah, we cannot:



Eat



Drink



Talk



We talk to Allah, the King of all kings,  
when we pray salah. SubhanAllah!



- 1** The children are praying salah.  
Find and circle **two** things that are wrong with this picture.



- 2** Draw lines to sort these actions into two groups:

Looking around

Drinking water

Saying takbir

Part of  
salah

Not part  
of salah


Standing in qiyam

Wiping the face

- 3 Pick some **key words** from this lesson and write them on the board below.

Maryam has done one for you.


Surah al-Fatihah



# How to Pray Salah: Part 3

## STEP 5

سُبْحَانَ  
رَبِّيَ الْعَظِيمِ



I say Allahu Akbar and bow down into rukū', placing my hands on my knees.

I say:

سُبْحَانَ رَبِّيَ الْعَظِيمِ

x3

## STEP 6

سَمِعَ اللَّهُ  
لِمَنْ حَمِدَهُ



رَبَّنَا وَلَكَ  
الْحَمْدُ



I stand up from rukū' with my hands by my side, saying:

سَمِعَ اللَّهُ لِمَنْ حَمِدَهُ

Then I say:

رَبَّنَا وَلَكَ الْحَمْدُ



I am a servant of Allah.



I will pray salah slowly and calmly.  
I will focus and be respectful.



By praying salah with good manners,  
I will feel peaceful and close to Allah.



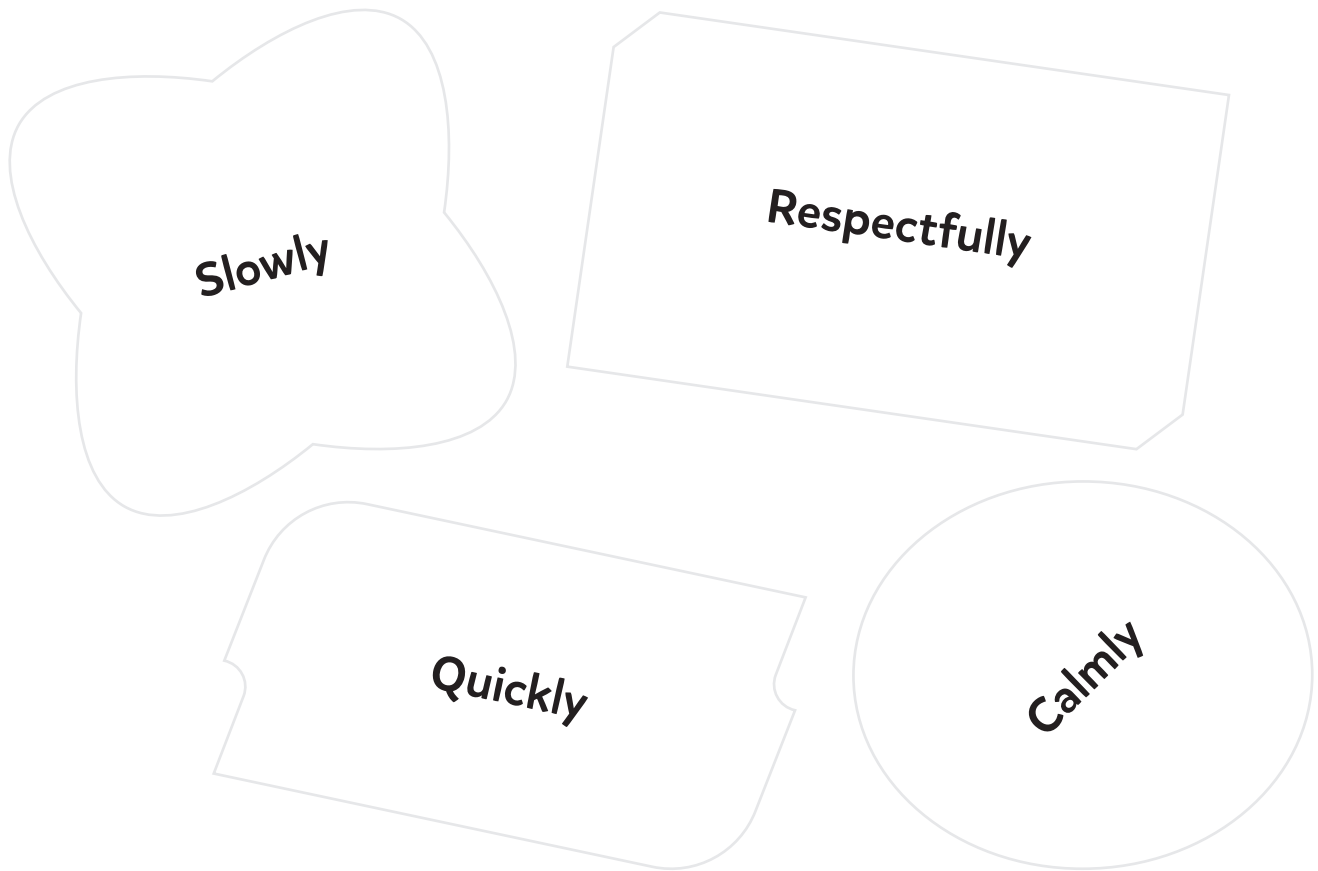
Do you like it when someone speaks to you really fast? How would you like them to speak to you?

1

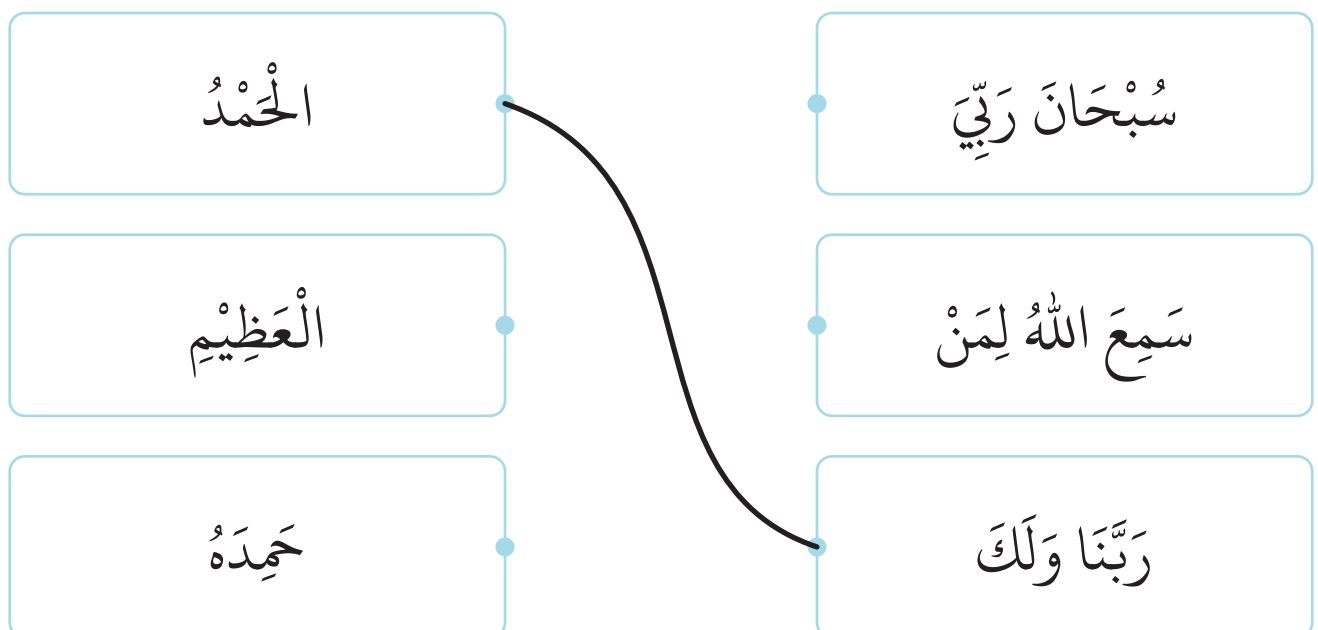
The boy is in ruku'. Circle the correct shadow to show his position.



- 2 Choose and colour the words that describe how our Prophet صلى الله عليه وسلم prayed salah.



- 3 Match the words to complete the adhkar.



# How to Pray Salah: Part 4

## STEP 7



I go into sujud saying Allahu Akbar. I make sure my nose and forehead touch the ground.

In sujud, I say:

سُبْحَانَ رَبِّيَ الْأَعْلَى

x3

## STEP 8



I sit up from sujud saying Allahu Akbar, and place my hands on my lap.

## STEP 9



Then, I do another sujud.

**You have now completed one rak'ah.  
Do the same for the second rak'ah  
and sit for tashahhud.**



Sujud is when I gently place my head on the ground and talk to Allah.




In sujud, I can ask Allah for anything,  
and He listens to me.  
I am closest to Allah when I am in sujud.



When I make sujud, I feel happy  
because I'm close to Allah.

1

Circle all the body parts that will touch the floor in sujud.



## 2 Trace the Arabic three times.

سُبْحَانَ رَبِّيَ الْأَعْلَى

سُبْحَانَ رَبِّيَ الْأَعْلَى

سُبْحَانَ رَبِّيَ الْأَعْلَى

## 3 Tick the correct answer.

In which part of salah are you closest to Allah?

a Sujud

b Ruku'

c Qiyam

d Takbir

# How to Pray Salah: Part 5

## STEP 10



After the second sujud, I say Allahu Akbar and I sit down.

## STEP 11

التشهد  
+  
الصلاة الابراهيمية  
+  
الدعاء



I say the tashahhud and as-salat al-ibrahimiyyah.  
Then I say the du'a before salam.



## STEP 12



To end my salah:

I turn my head to the right and say the salam:

السَّلَامُ عَلَيْكُمْ وَرَحْمَةُ اللَّهِ

Then, I turn my head to the left and say the salam:

السَّلَامُ عَلَيْكُمْ وَرَحْمَةُ اللَّهِ



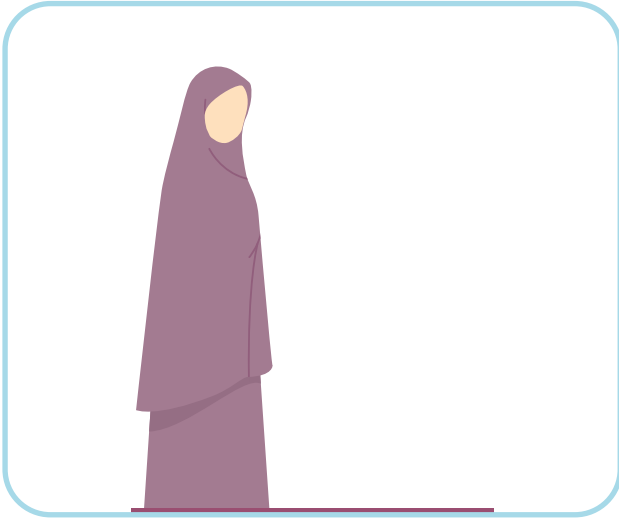
May the peace and mercy of Allah be upon you all.



Alhamdulillah, we have finished learning how to pray salah!

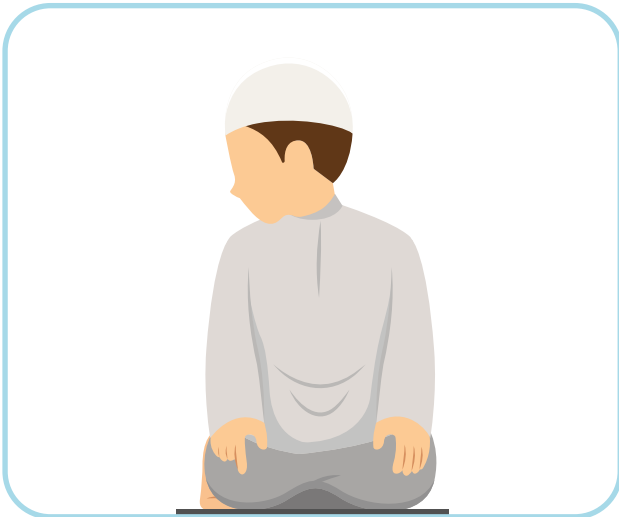


# 1 Unjumble the letters.




A H S L A

□ □ □ □ □



M A A S L


□ □ □ □ □



S N H A D

□ □ □ □ □

## 2 Trace and read the words of salam.




## 3 Number the steps to show the correct order.



I say the tashahhud.



I do salam.



I sit down and place my hands on my lap.



I say as-salat al-Ibrahimiyyah.



I say the du'a before salam.

Lesson 20

# How To Pray Salah: Step By Step

## STEP 1

Salah



I make an intention for salah.

## STEP 2

اللَّهُ أَكْبَرُ



I raise my hands and say the takbir.

## STEP 3



I place my right hand over my left hand and stand in qiyam.

## STEP 4

الْحَمْدُ لِلَّهِ  
رَبِّ الْعَالَمِينَ...



In qiyam, I recite Surah al-Fatihah and some other verses from the Qur'an.

## STEP 5

سُبْحَانَ  
رَبِّيَ الْعَظِيمِ



I say Allahu Akbar and bow down into ruku', placing my hands on my knees.

I say:

سُبْحَانَ رَبِّيَ الْعَظِيمِ

x3

## STEP 6

سَمِعَ اللَّهُ  
لِمَنْ حَمِدَهُ



رَبَّنَا وَلَكَ  
الْحَمْدُ



I stand up from ruku' with my hands by my side, saying:

سَمِعَ اللَّهُ لِمَنْ حَمِدَهُ

Then I say:

رَبَّنَا وَلَكَ الْحَمْدُ

## STEP 7



سُبْحَانَ  
رَبِّيَ الْأَعْلَى

I go into sujud saying Allahu Akbar. I make sure my nose and forehead touch the ground.

In sujud, I say:

x3

سُبْحَانَ رَبِّيَ الْأَعْلَى



STEP 8

اللَّهُ أَكْبَرُ



I sit up from sujud saying Allahu Akbar, and place my hands on my lap.

STEP 9




Then, I do another sujud.

STEP 10



I say Allahu Akbar and stand up again for the 2nd rak'ah.

STEP 11



I repeat everything I did in the 1st rak'ah.

STEP 12



After the second sujud, I say Allahu Akbar and I sit down.

STEP 13

التشهد + الصلاة الابراهيمية + الدعاء



I say the tashahhud and as-salat al-Ibrahimiyyah. Then I say the du'a before salam.

STEP 14



السَّلَامُ عَلَيْكُمْ  
وَرَحْمَةُ اللَّهِ

To end my salah:

I turn my head to the right and say the salam:

السَّلَامُ عَلَيْكُمْ وَرَحْمَةُ اللَّهِ

Then, I turn my head to the left and say the salam:

السَّلَامُ عَلَيْكُمْ وَرَحْمَةُ اللَّهِ

**You have now completed a 2 rak'ah salah!**

**1** Match the different positions in salah with the correct image.

**Takbir**

Saying  
Allahu Akbar



**Qiyam**

Standing



**Ruku'**

Bowing  
down



**Sujud**

Prostrating  
on the ground



**Qa'dah**

Sitting



**Salam**

Ending  
the salah







# CERTIFICATE

This is a special certificate presented to

---

*(write your name)*

For learning the methods of wudu and salah.

Signed: \_\_\_\_\_

*Parent/Teacher*



The Prophet ﷺ said:  
“The key to Jannah is salah,  
and the key to salah is wudu.”  
(Tirmidhi)



# The 3rd Pillar of Islam: Zakah

Zakah is the third pillar of Islam.  
Zakah means giving a small amount  
of our money to help the poor.

Allah loves it when we give zakah. He wants  
us to share what we have with others.

“ I help my ummah. ”

Why does Allah want us to share  
what we have with others?



Every Muslim who has enough money should give zakah.

Giving zakah makes us kind and caring.  
Giving zakah helps us remember that everything we have is from Allah.

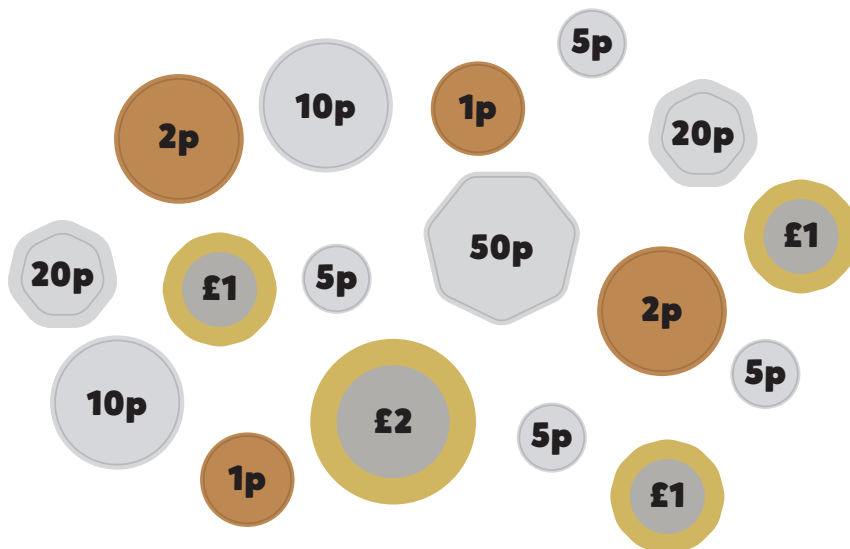


I love giving zakah because it helps people who don't have enough.



I am kind.



**1** Help Musa count the different types of coins.





## 2 True or False?

True

False

1 We give zakah to help people in need.

☐
☐

2 Zakah helps us be kind and remember Allah.

☐
☐

3 Zakah means giving all of our money.

☐
☐

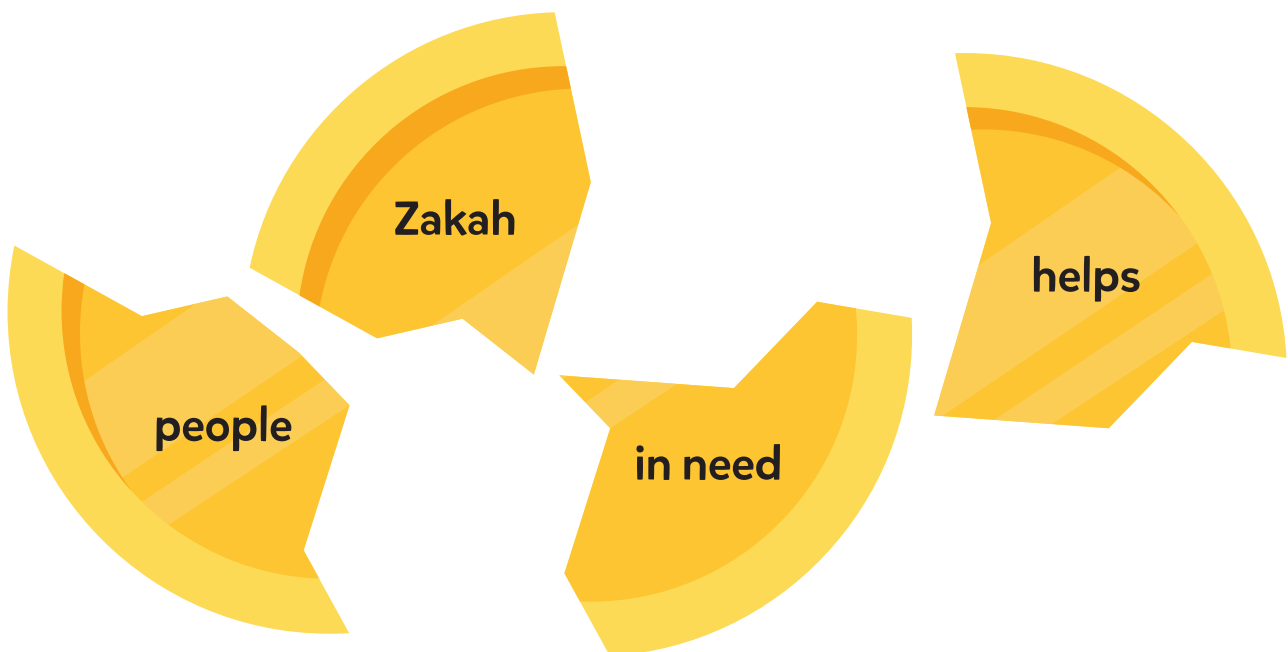
4 Zakah is about helping only our friends.

☐
☐

5 Everything we have is from Allah.

☐
☐

3 Rearrange the words to make a sentence and fix the coin.




---



---



---

# The 4th Pillar of Islam: Sawm

Sawm is the fourth pillar of Islam.  
Sawm means fasting.

Fasting is when we don't eat or  
drink anything during the day.  
We fast to make Allah happy  
and to show our love for Him.



I love fasting because it  
is a command from Allah.



Fasting is a great act of worship.  
Allah loves those who fast!

Fasting makes us thankful for the  
food and water we have every day.



Fasting helps me remember people  
around the world who don't have  
enough food and water!

- 1 Musa is very hungry and needs to break his fast.  
Help him to find the dates hidden around the room.




Alhamdulillah! How many dates did you find for Musa?

- 2 Maryam has also found 3 dates!  
Count how many dates Maryam and Musa have altogether:

$$\square + \square = \square$$

- 3** Musa is helping to prepare an iftar meal for his family. Help Musa to choose some healthy foods. Draw your chosen foods on the empty plates, then trace the sentence.



Allah has given us  
lots of food and  
drink. Alhamdulillah!

Lesson 23

# Fasting in the Month of Ramadan


We fast in the month of Ramadan.  
Ramadan is the **9th month** of the Islamic calendar.

When we fast, we stay away from bad behaviours  
like lying or being angry.  
Fasting helps us become strong Muslims.



Fasting protects us from Shaytan.





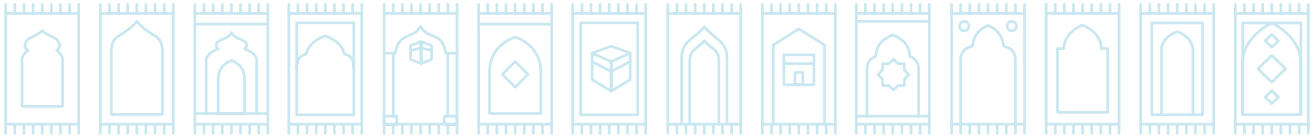
When I fast, I remember to be kind in my words and actions.

When I fast, I remember Allah and thank Him.

I remember to share my food with those who are hungry.

I am kind.

**1** Circle the 9th picture in each row.



**2** Complete the sentences using the words in the boxes.

Ramadan

lying

9th

angry

fasting

kind

1. Muslims fast in the month of \_\_\_\_\_ .
2. Ramadan is the \_\_\_\_\_ month of the Islamic calendar.
3. When we fast, we stay away from bad behaviours like \_\_\_\_\_ or being \_\_\_\_\_ .
4. \_\_\_\_\_ helps us remember to be \_\_\_\_\_ to others.



3 Ramadan begins with the Arabic letter 'Raa' ر.

Colour in the Arabic for Ramadan. Then find and circle the letter ر in the words below.

رَمَضَانُ



الْقُرْآنُ



رَمَضَانُ



تَمْرٌ



سَحُورٌ



التَّارَويحُ

**Remember**

The letter 'Raa' ر can look like this:





or this:



# The 5th Pillar of Islam: Hajj

Hajj is the fifth pillar of Islam.  
Hajj is a very special journey to a very special place.



Every Muslim should try to make this journey once in their lifetime if they are able to do so.




Did you know that the reward of an accepted hajj is Jannah? SubhanAllah!



Hajj is a special journey to Makkah.

The Ka'bah is in Makkah.

The Ka'bah is in al-Masjid al-Haram:  
the best masjid in the world!



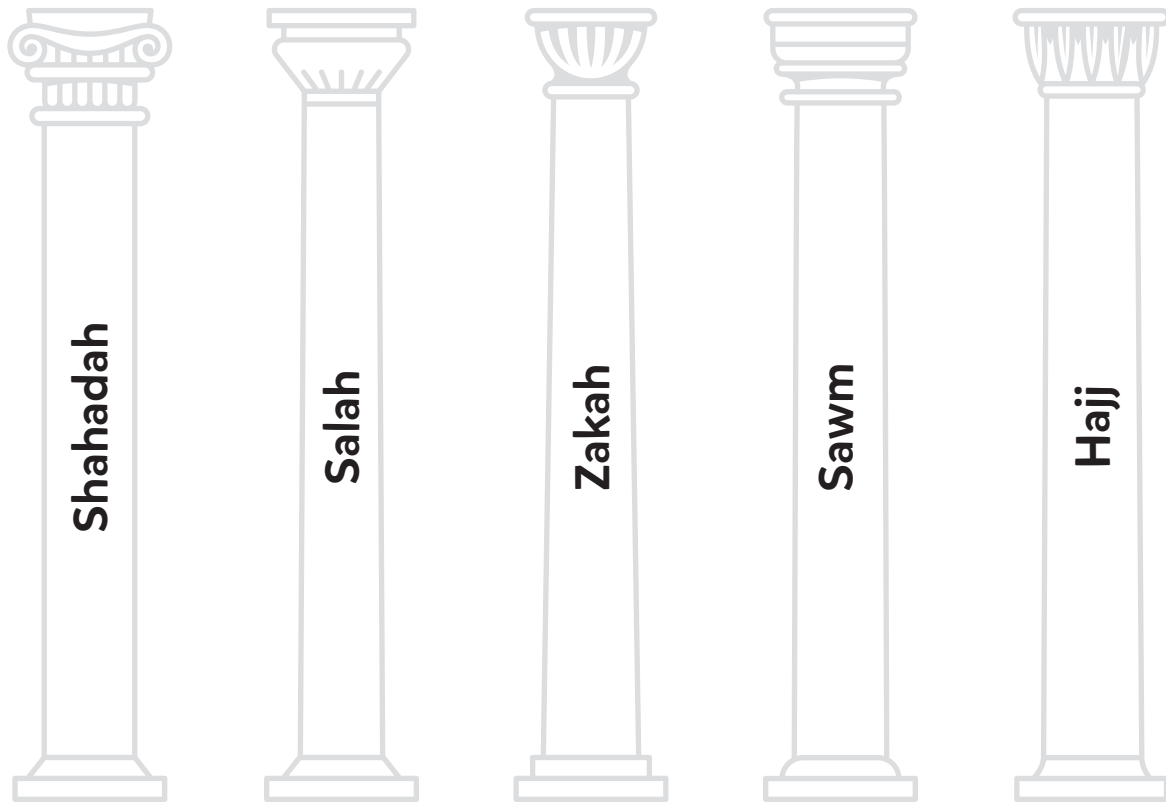
I love Allah and His Messenger ﷺ




### Challenge

Which two Prophets built the Ka'bah?

**1** Find and colour the fifth pillar of Islam.



**2** Complete the maze to help Maryam and Musa reach the Ka'bah.




3 Which of these is the best masjid in the world?




al-Masjid al-Aqsa



The Blue Mosque



al-Masjid an-Nabawi



al-Masjid al-Haram

# The Places We Visit in Hajj

Here are some important places we visit in Hajj:



## The Ka'bah

We walk around the Ka'bah and remember Allah.



## Safa and Marwah

We walk between these two hills and remember Allah.



## Mina and Muzdalifah

We worship Allah in Mina and Muzdalifah.



## 'Arafah

We make lots of du'a to Allah in 'Arafah.



I am a servant of Allah.



## Challenge

Do you know the story of Zamzam?

Muslims from all around the world go for hajj.




Everyone wears the same white clothes called **ihram**.  
This shows that everyone is equal in front of Allah.



Everyone looks the same in hajj, and  
we all pray together for Allah's mercy!

# 1 Complete this picture of the Ka'bah.



# 2 Draw 7 circles around the Kabah. Number each circle/ tawaf starting from 1 all the way to 7.





### 3 Make your own word search.

Add these words to the grid below (two have been done for you):

Safa

Marwah

Mina

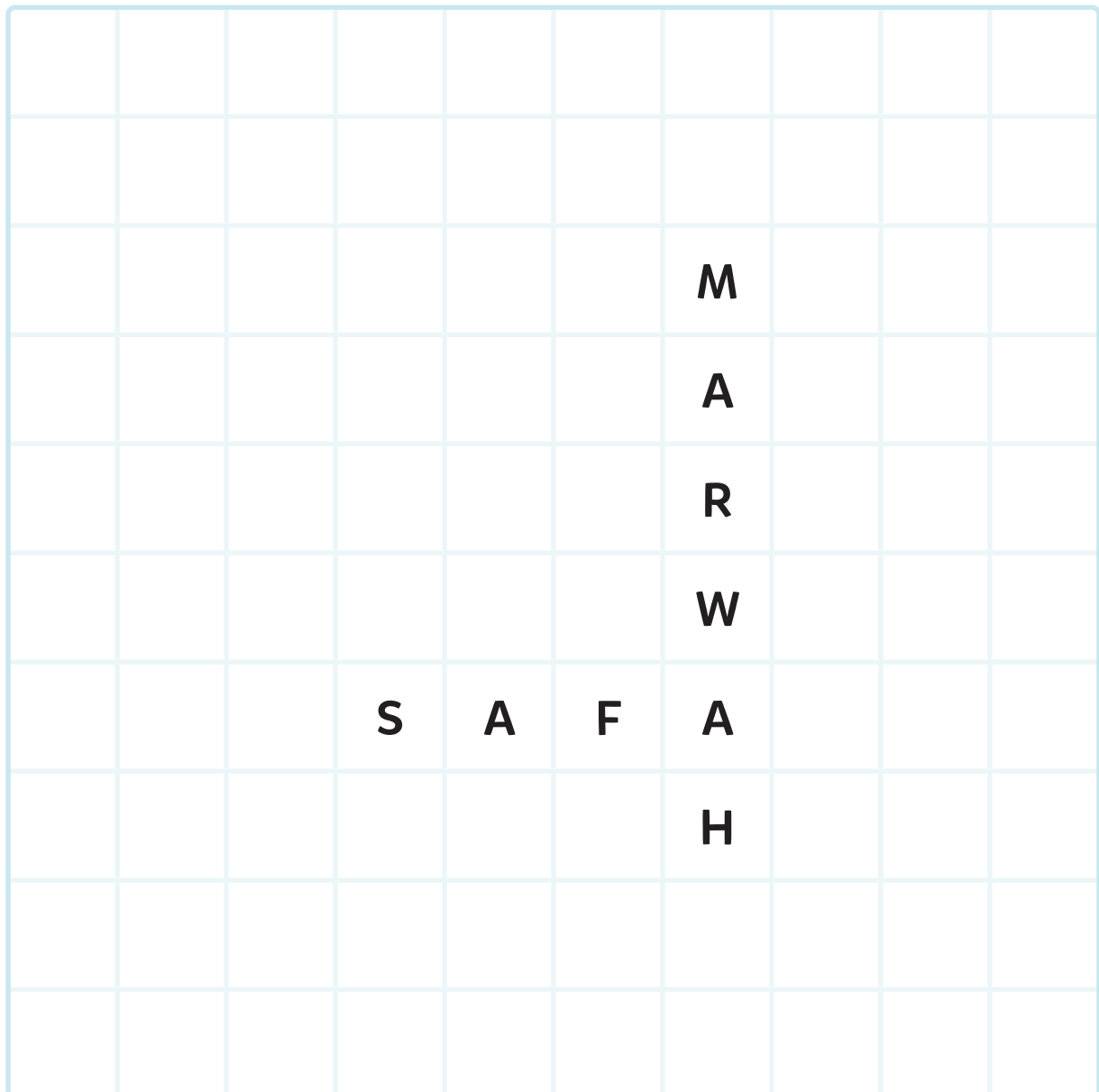
Arafah

Ihram

Makkah

Fill the rest of the grid with random letters.

Swap your word search with a friend and solve each other's puzzles.





I Learn, I Act, I Share

## THE FIVE PILLARS FAIR

LEARNING FOR A

**Life With Allah**

Congratulations! Now that you have learnt about the five pillars of Islam, you will be putting your learning into action.

### Let's Put on a Super Fair!

You have a super exciting mission! Your class is going to hold its very own Five Pillars of Islam Fair! It will be a fun day where you can learn and share important things about being Muslim.

**Your teacher will divide the class into groups. Each group will focus on one of the pillars.**

My group is \_\_\_\_\_.

لَا إِلَهَ إِلَّا اللَّهُ

There is no god worthy of worship except Allah

Can you help draw the letters on the banner?

SHAHADAH




You will prepare different stalls or activities to show everyone what the five pillars are all about.

# THE AMAZING FIVE PILLARS FAIR!

Can you help draw pictures of the sun and moon?

Muharram مُحَرَّم	Safar صَفَر	Rabi'ul-Awwal رَبِيعُ الْأَوَّل	Rabi'ul-Akhir رَبِيعُ الْآخِر	Jumadal-Ula جُمَادَى الْأَوَّل	Jumadal-Ukhra جُمَادَى الْآخِرَة
Rajab رَجَب	Sha'ban شَعْبَان	Ramadan رَمَضَان	Shawwal شَوَّال	Dhul-Qa'dah ذُو الْقَعْدَة	Dhul-Hijjah ذُو الْحِجَّة

**SUHUR**



**IFTAR**



Can you show your friends how to stand nicely for prayer?

**QIBLAH**

“

I learn, I act, I share!

”

# MY VALUES



**I Am a Servant  
of Allah**



**I Love Allah &  
His Messenger**  
صلى الله عليه وسلم



**I Am Strong in  
My Belief**



**I Aim for the  
Best**



**I Polish My  
Heart**



**I Am Kind**



**I Help My  
Ummah**



**I Am  
Responsible**



This page intentionally left blank

For Free Distribution | Not For Sale

Continue your Quranic journey with:



A Gift From



[www.quranictarbiyah.com](http://www.quranictarbiyah.com)