


Wiping Over the Khuffayn



Learning Objectives

In this lesson, I will:



Define 'al-mash 'alal-khuffayn'

Identify how to wipe the khuffayn

Explain the conditions of wiping over the khuffayn



Key Words

Khuffayn - خُفَّيْن

Wiping - مَسْحٌ

Leather

T Thinking Starter

Have you ever had to do wudu at a time when it was hard to wash your feet? What was it like?



What Is al-Mash 'alal-Khuffayn?

When we perform wudu, we need to wash our feet. At times, it may be difficult to do this.



Why might it be difficult to wash our feet sometimes?

Allah سبحانه وتعالى has made wudu easy for us by allowing us to do mash on **khuffayn** instead of washing our feet.

Mash (مَسْحٌ) means gently **wiping** over something with a wet hand. A khuff is a special type of sock made from **leather** that our Prophet صلى الله عليه وسلم and his Companions رضي الله عنهم used to wear.



The word **mash** is pronounced as “mas-h” – not like the English word “mash” that means to squash something.

This blessing shows how Allah سبحانه وتعالى is so Kind and our beautiful religion of Islam is easy!



= خُفٌّ = Khuff



= خُفَّيْن = Khuffayn



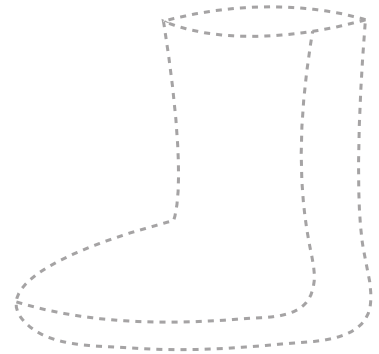
Task 1

Trace the khuffayn and words below.



المَسْحُ عَلَى الْخُفَّيْنِ

Wiping over
(leather) socks



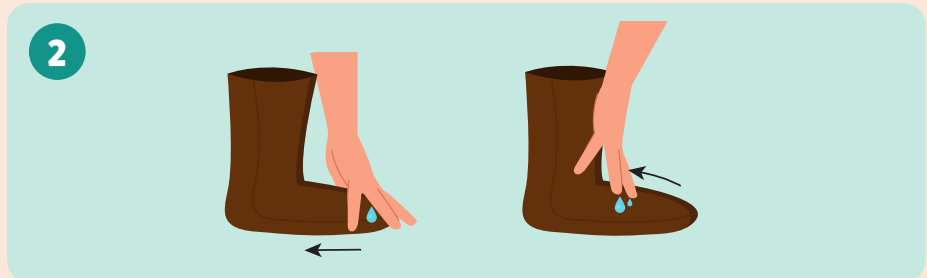
How to Wipe Over the Khuffayn

Our beloved Prophet ﷺ taught us how to wipe over khuffayn. We must perform wudu as normal until we get to washing our feet.

Instead of removing our socks or shoes and washing our feet, we can wipe over our khuffayn by doing the following:



Wet your hands.




Gently wipe your wet hands over the top of your khuffayn, starting from your toes and going up to your ankle.



It is mustahabb (recommended) to also wipe the bottom of your khuffayn.

You only need to wipe once – not three times like washing other parts of wudu!

Islam is easy!



The Conditions for Wiping Over the Khuffayn

There are conditions that you must meet before wiping over the khuffayn:

1



The khuffayn must be made from leather.

2



The khuffayn must cover the entire foot up to the ankle.

3



The khuffayn must be strong enough to walk in. They should not rip easily, and should stay on your feet without slipping off.

4



The khuffayn cannot have a big hole in them or allow water through onto your foot.

5

WUDU

+



You must have wudu before you put on the khuffayn for the first time.



WARNING

If you did wudu by wiping over your khuffayn, then taking off the khuff **breaks the wudu**.

You will need to **do wudu again** and wash your feet before you can wipe over them again.



Task 2

Your friend shows you his brand new khuffayn that he got for Eid! He doesn't know how to wipe over them, so he asks you.

Act out the scenario with your classmate, taking turns explaining how to wipe over the khuffayn.



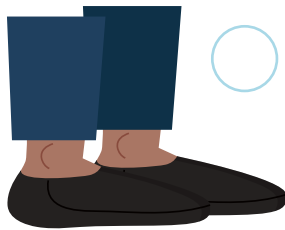


Task 3

Put a tick next to the socks you can wipe over and a cross next to the socks you cannot. Explain why.









I Act On What I Learn

I will wipe over my khuffayn, just like my Prophet ﷺ.



P Progress Check



1. What is 'al-mash 'alal-khuffayn'? ☐
2. What is the method of wiping over the khuffayn? ☐
3. When are you allowed to wipe over the khuffayn? ☐