

Sajdah as-Sahw

Learning Objectives

In this lesson, I will:

- Define 'sajdah as-sahw'
- Demonstrate how to perform sajdah as-sahw
- Explain when to perform sajdah as-sahw

Key Words

Sajdah as-sahw - سَجْدَةُ السَّهْوِ

Sahw (forgetfulness)

Doubt - شَكٌّ

T Thinking Starter

What are three sunnah actions in salah?

- 1 =
- 2 =
- 3 =

We All Make Mistakes!

Allah سبحانه وتعالى says in the Qur'an:

يُرِيدُ اللَّهُ أَنْ يُخَفِّفَ عَنْكُمْ وَخُلِقَ الْإِنْسَانُ ضَعِيفًا ﴿٢٨﴾

“Allah wants to make things easy for you;
humans were created weak.”

(Surah an-Nisa:28)

We all make mistakes – Allah سبحانه وتعالى created humans this way! Even the Companions of the Prophet صلى الله عليه وسلم would make mistakes. But what made them special was that they always turned back to Allah, asked for forgiveness, and tried to fix what they had done.

In our salah, sometimes we:

Miss an action

Add an extra action

Feel unsure about what we've done

Our beloved Prophet صلى الله عليه وسلم taught us that if we make a mistake, we can make up for it by doing two extra sajdahs at the end of our salah. This is called **sajdah as-sahw**.

The word **sahw** سَهْوٌ means forgetfulness!

Task 1

Circle the mistakes in this sentence and rewrite it correctly.

When we make a mistake in our wudu, we can make up for it by doing three extra sajdahs. This is called sajdah at-tilawah.

OOPS!

How to Perform Sajdah as-Sahw

Sajdah as-sahw BEFORE the final salam

In the final sitting, say tashahhud, salawat, and du'a.




التَّحِيَّاتُ لِلَّهِ...

اللَّهُمَّ صَلِّ عَلَيَّ مُحَمَّدٍ...

Don't do salam.



Do salam.



Say 'Allahu Akbar' and do two sajdahs.



اللَّهُ أَكْبَرُ




After the second sajdah, sit again for the last sitting. Say tashahhud and salawat again.




التَّحِيَّاتُ لِلَّهِ...
اللَّهُمَّ صَلِّ عَلَيَّ مُحَمَّدٍ...

Do the final salam.



Do the final salam again.





Task 2

Pair up with a classmate. Take turns practising sajdah as-sahw before and after the final salam.

Begin with the tashahhud.



Fixing Our Mistakes

Mistakes in salah can be fixed in different ways, depending on the mistake.

1 If we miss a **sunnah** action, we perform sajdah as-sahw **before** the final salam.

If what you have missed is:	For example:	Then you:
Fard (obligatory)	Reciting Surah al-Fatihah	Go back and do the missed action, then continue from there.
Sunnah	Reciting tashahhud	Do sajdah as-sahw before the final salam.
Mustahabb (recommended)	Du'a of opening	Do not need to do anything.

2 If we add an **extra action of salah**, then we perform sajdah as-sahw **after** the final salam.

If what you have added is:	For example:	Then you:
An action of salah	Praying an extra rak'ah	Do sajdah as-sahw after the final salam.
Not an action of salah	Talking	Must repeat the salah.

Sometimes, we are unsure of whether we have missed or added an action in our salah. This is called **doubt**. When we have a doubt in our salah, we should continue the salah and do sajdah as-sahw **after** the final salam.

Doubt
(شك)



Task 3

Can you help these children with their salah?

Write what each one should do on the lines below.



I forgot to recite Surah al-Fatihah!



I ate a sweet during salah!



I prayed 4 rak'ahs instead of 3 rak'ahs for maghrib salah!



I forgot to recite tashahhud!

I Act On What I Learn

I will do sajdah as-sahw when I make a mistake in my salah.



P Progress Check



1. What is sajdah as-sahw?

2. How do you do sajdah as-sahw?

3. When do we do sajdah as-sahw before the final salam? When do we do it after the final salam?