


# Sajdah at-Tilawah



## Learning Objectives

In this lesson, I will:



- Define 'sajdah at-tilawah'
- Identify the conditions of performing sajdah at-tilawah
- Practise performing sajdah at-tilawah



## Key Words

Sajdah at-tilawah - سَجْدَةُ التِّلَاوَةِ  
 Tilawah (recitation)  
 Ayah of sajdah

## T Thinking Starter

How can we make Shaytan upset?



### IT'S STORY TIME!

## When Everyone Did Sajdah

One day, Prophet Muhammad ﷺ was reciting **Surah an-Najm** near the Ka'bah. As he recited, the people of Makkah, including the Quraysh, gathered to listen – even those who didn't believe in him.

The Words of Allah and the Prophet's recitation were so amazing that they couldn't turn away!

The Prophet ﷺ reached the final ayah:

فَاسْجُدُوا لِلَّهِ وَعَابُدُوا

“Prostrate to Allah and worship Him.”

(Surah an-Najm:62)

And he ﷺ did sajdah. **Everyone** fell into sajdah with him: the Muslims, the disbelievers, and even the jinn!

The Qur'an is so powerful that even the Quraysh couldn't help but do sajdah when hearing it!



## Sajdah at-Tilawah

**Tilawah:** recitation

The Qur'an is very powerful. It makes us think about Allah, His creation, and the stories of His Prophets عليهم السلام. There are some special ayat in the Qur'an that mention performing sajdah to Allah. When the Prophet صلى الله عليه وسلم would recite these, he would perform sajdah. This special sajdah is called **sajdah at-tilawah**.

Our beloved Prophet Muhammad صلى الله عليه وسلم said:


إِذَا قَرَأَ ابْنُ آدَمَ السَّجْدَةَ فَسَجَدَ اعْتَزَلَ الشَّيْطَانُ يَبْكِي

“Whenever a person recites an ayah of sajdah and then does sajdah, Shaytan goes away crying...”

(Ibn Majah)

Shaytan cries because he refused to do sajdah and he will enter Hell-fire. But when we obey Allah by doing sajdah, we will gain Jannah and that makes him very upset.

There are eleven **ayat of sujud** in the Qur'an.

These ayat are marked with a special symbol  at the end of them.



### Task 1

Look carefully at the half of the sajdah at-tilawah symbol, then draw the other half to complete it.





**Did You Know?**

In other copies of the Qur'an, the word السجدة is used to mark an ayah of sajdah.

السجدة

← السجدة ١٣٦ وَلَهُ يَسْجُدُونَ

**How to Perform Sajdah at-Tilawah**

Performing sajdah at-tilawah shows Allah سبحانه وتعالى that we **love** and **respect** the Qur'an!

To perform sajdah at-tilawah, we need to meet the conditions of salah. This means we need to have **wudu**, face the **qiblah**, and cover our 'awrah. We can do sajdah at-tilawah by following these steps:

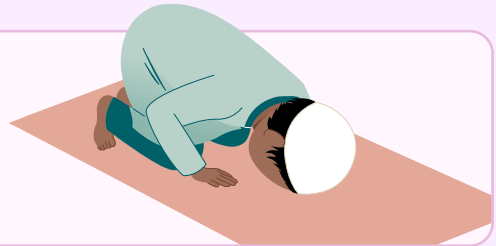
1

Recite an ayah of sajdah



2

Go into sajdah.



3

Say the dhikr of sajdah at-tilawah:

سَجَدَ وَجْهِي لِلَّذِي خَلَقَهُ ، وَشَقَّ سَمْعَهُ وَبَصَرَهُ بِحَوْلِهِ  
وَقُوَّتِهِ ، فَتَبَارَكَ اللَّهُ أَحْسَنُ الْخَالِقِينَ


My face has prostrated to the One who created it, and who formed its hearing and sight through His power and strength. How Blessed is Allah, the Best of Creators!

(Hakim)

We can also say  
سُبْحَانَ رَبِّيَ الْأَعْلَى  
three times!

4

Rise from sajdah.



Performing sajdah at-tilawah is sunnah after reciting or hearing an ayah of sajdah.





## Task 2

Colour the actions that you must do for your sajdah at-tilawah to be valid.

Having wudu

Facing the qiblah

Doing salam

Covering the 'awrah

Standing before doing sajdah

Wear special sajdah socks



## Task 3


Below is an ayah of sajdah from Surah as-Sajdah. Recite the ayah and perform sajdah at-tilawah after it. Try saying the dhikr that you learnt earlier!

إِنَّمَا يُؤْمِنُ بِآيَاتِنَا الَّذِينَ إِذَا ذُكِرُوا بِهَا خَرُّوا سُجَّدًا وَسَبَّحُوا  
بِحَمْدِ رَبِّهِمْ وَهُمْ لَا يَسْتَكْبِرُونَ ﴿١٥﴾

(Surah as-Sajdah:15)

### I Act On What I Learn

I will do sajdah at-tilawah after reciting an ayah of sajdah.



## P Progress Check



1. What is 'sajdah at-tilawah'?



2. What are the conditions of performing sajdah at-tilawah?



3. How do you perform sajdah at-tilawah?

